



2018

2019-053

2019 04

)

(

2017

2015 6 10

5,000

5%

2016 6 22

[2016]551

2017 5

100%

100%

100%

.....	9
.....	13
.....	17
.....	46
.....	69

		10 B 20
Nexgo,Inc.		ExaDigm,Inc Nexgo,Inc.

	5022	B	9

	18	19	11
			2019 12 31

	2018	2017		2016
	2,319,327,318.57	1,236,913,539.17	87.51%	1,126,545,907.37
	247,879,868.58	71,933,856.89	244.59%	139,021,692.71
	187,693,484.59	49,238,633.78	281.19%	94,737,789.68
	285,300,644.37	53,048,958.75	437.81%	256,311,917.99
/	0.520	0.160	225.00%	0.60
/	0.520	0.160	225.00%	0.60
	11.92%	4.46%	7.46%	10.26%
	2018	2017		2016
	4,160,400,580.37	3,894,304,556.05	6.83%	2,796,758,012.45
	2,099,149,347.05	1,998,699,578.56	5.03%	1,455,175,355.33

	258,796,521.75	633,551,677.47	631,124,568.34	795,854,551.01
	9,076,281.22	50,199,963.85	61,667,904.88	126,935,718.63

	-4,109,729.54	40,490,703.11	54,711,478.04	96,601,032.98
	-38,632,127.42	-79,365,855.50	-17,734,957.97	421,033,585.26

1

2

	2018	2017	2016	
	1,194,834.74	846,302.01	29,506,667.11	
	26,225,674.80	24,419,855.79	13,941,042.94	
		802,801.37		
	17,954,288.03	-146,373.42	453,710.96	
	-241,253.36	-1,113,121.29	537,511.92	
	15,969,033.82			
	911,533.73	2,108,143.71	138,401.71	
	4,660.31	6,097.64	16,628.19	
	60,186,383.99	22,695,223.11	44,283,903.03	--

1

1

1

1

+ + +

SaaS
36

2

1

POS

POS

POS

POS

POS

POS

POS

MPOS

2

3

1

2

26

KTC

2018 605.31 , 277.39 , 61.19% 36.69%

POS

+ + + SaaS

2018 2,733.00 75.97 POS 3,414.82 2018 13.51% 140.40 295.96

POS

2

1

	104.43%
	100%

	1520.19%
	100%
	81.34%%
	320.76%
	100%

2

2001

POS

IT

A

8.70%

211

54

4

275

156

2017	2018				
	34				
2018					
2018	231,932.73	87.51%	26,157.76	175.36%	
26,121.37	179.51%		24,787.98	244.59%	
1					
1					
2018					
2018					34
2					
		+	+	+	SaaS
	36				
	30				
			2018		APP

2
1

				2018		
	2018		75.97	13.51%		
2018		2,733.00	POS	3,414.82		140.40 295.96
						2018

			POS			
POS	N5				N5	706
	2018				POS	

				2018		
	Seamless Middle East		Cards&Future Payment2018			
26				2018	6	
2	AI					2018

	30	VIP
		2018

3
1

2018

2

OCR

2018

						AI
2018						
(Athena)	100		OCR			OCR
		96.5%		(NLP)		

2017 70% 0

1 2018 3 29

[2018]24

2018 4 18

2 2018

2018 4 20

<

2018

>

2018 5 7

2018

2018 5 31

3 2018 6 12

2018

40,000 40,000

2018 10 26

181356

4 2018

2018 10 19

1

2

1

1

5

9 LED

10

12

	2018		2017		
	2,319,327,318.57	100%	1,236,913,539.17	100%	87.51%
	1,009,626,208.32	43.54%	1,088,412,283.97	87.99%	-7.24%
	1,016,175,479.25	43.81%	0.00		100.00%
	130,197,612.39	5.61%	87,679,462.41	7.09%	48.49%
	163,328,018.61	7.04%	60,821,792.79		

	1,009,626,208.32	749,265,353.34	25.79%	-7.24%	4.59%	-8.39%
	1,016,175,479.25	710,109,896.61	30.12%	100.00%	100.00%	30.12%
	130,197,612.39	60,350,053.32	53.65%	48.49%	104.39%	-12.68%
	163,328,018.60	57,729,999.66	64.65%	168.54%	363.49%	-14.87%
	2,319,327,318.57	1,577,455,302.93	31.99%	87.51%	108.01%	-6.70%
	893,728,806.85	671,696,809.31	24.84%	-8.54%	1.54%	-7.46%
	115,897,401.47	77,568,544.03	33.07%	4.18%	41.31%	-17.58%
	1,016,175,479.25	710,109,896.61	30.12%	100.00%	100.00%	30.12%
	130,197,612.39	60,350,053.32	53.65%	48.49%	104.39%	-12.68%
POS	7,136,532.02	4,218,638.64	40.89%	100.27%	587.38%	-41.89%
	4,555,380.80	5,953,594.12	-30.69%	2,618.22%	100.00%	-130.69%
	37,044,683.80	6,707,525.71	81.89%	17.95%	100.00%	-18.11%
	114,591,421.99	40,850,241.19	64.35%	346.17%	244.97%	10.46%
	2,319,327,318.57	1,577,455,302.93	31.99%	87.51%	108.01%	-6.70%
	2,187,777,196.49	1,515,943,254.75	30.71%	89.59%	108.87%	-6.40%
	131,550,122.08	61,512,048.18	53.24%	58.62%	88.81%	-7.48%
	2,319,327,318.57	1,577,455,302.93	31.99%	87.51%	108.01%	-6.70%

1

3

			2018	2017	
			7,069,439	8,862,133	-20.23%
			7,181,602	8,957,632	-19.83%
			431,798	319,635	35.09%
			395,419	388,731	1.72%
			461,451	418,159	10.35%
			89,182	73,992	20.53%

30%

1 30% 2019 1 MPOS 36

4

5

		2018		2017		
		615,878,804.46	91.69%	608,873,531.75	91.96%	-0.27%
		36,204,458.02	5.39%	35,025,456.53	5.29%	0.10%
		19,613,546.83	2.92%	18,207,940.54	2.75%	0.17%
		671,696,809.31	100.00%	662,106,928.82	100.00%	1.45%
		74,532,118.96	96.09%	51,292,403.02	93.44%	4.96%
		1,152,504.48	1.49%	1,784,035.85	3.25%	-3.91%

2

JLPay International Holdings Limited	

7

2001

101,617.55

101,617.55

8

	490,632,576.93
	21.15%
	0.00%

5

1		167,796,453.69	7.23%
2		143,807,168.99	6.20%
3		76,255,593.64	3.29%
4		57,573,139.40	2.48%
5		45,200,221.21	1.95%
	--	490,632,576.93	21.15%

	289,669,400.83
	19.98%
	0.00%

--	--

5

1		83,945,667.63	5.79%
2		73,351,531.83	5.06%
3		52,903,631.46	3.65%
4		43,902,715.17	3.03%
5		35,565,854.74	2.45%
	--	289,669,400.83	19.98%

3

	2018	2017		
	137,013,893.60	113,547,239.45	20.67%	
	154,636,182.86	106,568,897.21	45.10%	
	52,901,338.30	28,638,650.76	84.72%	
	201,855,380.01	154,873,998.17	30.34%	

4

+ + +

2.02

8.7%

	2018	2017	2016
	539	475	357
	22.81%	25.66%	23.59%
	201,855,380.00	154,873,998.20	148,932,441.36
	8.70%	12.52%	13.22%
	0.00	0.00	0.00

	0.00%	0.00%	0.00%
	0.00%	0.00%	0.00%

5

	2018	2017	
	2,813,786,884.01	1,292,609,233.59	117.68%
	2,528,486,239.64	1,239,560,274.84	103.98%
	285,300,644.37	53,048,958.75	437.81%
	2,521,553,894.26	519,788,957.95	385.11%
	2,523,267,600.07	1,295,100,293.92	94.83%
	-1,713,705.81	-775,311,335.97	-99.78%
	983,717,075.84	1,371,346,234.20	-28.27%
	1,088,134,282.05	118,035,440.81	821.87%
	-104,417,206.21	1,253,310,793.39	-108.33%
	178,465,089.64	530,980,933.62	-66.39%

1	117.68%
2	103.98%
3	437.81%
4	385.11%
5	94.83%
6	99.78%
7	821.87%
8	108.33%
9	66.39%

	35,253,734.89	13.50%		
	17,990,906.71	6.89%		
	97,840.84	0.04%		
	461,807.82	0.18%		

1

	2018		2017			
	1,329,870,820.76	31.96%	1,120,243,314.79	28.77%	3.19%	
	332,465,986.93	7.99%	424,972,668.13	10.91%	-2.92%	
	268,418,278.53	6.45%	252,443,529.00	6.48%	-0.03%	
	405,312,497.19	9.74%	390,466,584.22	10.03%	-0.29%	
	809,000,000.00	19.45%	674,032,183.33	17.31%	2.14%	
	100,000,000.00	2.40%	210,000,000.00	5.39%	-2.99%	

2

3

2016

4

2015

()

2018 10 15

2016

2019 4 10

2016

2019-027

2019 4 12

2019 4 15

1

489,878,241.59	442,212,475.37	10.78%

2**3****4****5****1**

--	--	--	--	--	--	--	--	--	--	--

2010		64,633.49	1,550.34	69,789.34	0	0	0.00%	0		0
2017		44,462	0	44,516.69	0	0	0.00%	0		0
	--	109,095.49	1,550.34	114,306.03	0	0	0.00%	0	--	0

1.2010 10 8

[2010]1292

A 1,600

1

43.33 2010 10 13

69,328.00

46,945,065.67

646,334,934.33

236,170,000.00 ,

410,164,934.33

2017 12 31

68,238.99

2.2017 10 27

2017 1146

18.22

2,500

45,550

1,088

44,462

2017 10 25

35,000

2017 10 26

35,000

2018 12 31

641,601.72

445,166,941.60

94,660.12

		2017 2 9
	1	
	2	
	3	
		-2017-127
	1	
		2
		2012 8 27
	2012	
		1
	2	2010 6
	2	
		2
		2015 1 26
		2015
	1 26	
		3,123.16
	3 2016 6 27	
		2012 12
		20%
		80%
		20%

		2,360								
		2016								
					2017	3	31	2018	2	28
			2,000	360						
			2,360		2018	3	19			
			500					2018	6	29
				2018	6	30		20%		2860
	6	2014	1	3						
								8,200		
			13,000							12,184.61
			815.39							
	7	2015	1	27						
		2015-007								



		2018 01 29	143,00 0,000	0	0.30%								2018 02 27	100%
														2018-0 19

2

--	--	--	--	--	--	--	--	--	--	--	--	--	--	--

2018	2019	2018
1	69.11	75.97
13.51%		13.20%
6.86		90.97%
5.46	0.49	16.11%
16.73%		
12.91%		

2018	2018	2018	POS
ATM 111.08	140.40	295.96	3414.82
8.91%	7.99	15.03%	245.66
POS	POS	POS	POS
POS			POS
POS			

2018	2018	2018	2018	2018
13.19%	5.76	2.36	2103.59	862.10
11.62%	140.87	58.90	78.63	60.03
	41.08%	16.15%	18.65%	9.49%
	983.36	92.76	900.73	650.42
48.97%	0.26	1.22	67.73%	35.09%
19.46%			19.06%	943.28

AI

ATM

2018	2018	2018	2018
ATM POS	ATM POS	1751.92	2539.70
570.13	2126.30	17.36%	2.47%
		1.58	7.68

0.[<02C89 1 56.7 244.05E01>-6<830AB/F1 9 Tfff34C13

6		2018	424	115		.2018
1284.77	57.91		3.52	1586.48		
3						
1		2018				2020
				20%		2018
	2018-2021			13%	2021	8,764
	16.5%			25.8%		7%
			480			Eurozone
						2021
2						
	APP	POS		POS	POS	POS
		POS	POS			POS
		POS		POS		+
+	+					
POS		POS		POS		
	POS					POS
3				POS		
	POS					
4						2018
380987	9.0%		90065	23.9%		
			76%			
/						
5			POS			

POS
POS
6

POS

POS

4

POS

2018

POS

POS

POS
POS
POS

2017

2018 4

2018 5

POS
POS

2014

POS

2015

POS

Nexgo,Inc. 2016

POS

POS

1

1

2001

IT

POS

2

3

4

A

5

8.70%

54

4

275

156

211

6

2


1

2

3

30

4



2019

2019 4

2

2019

3

4

1

2

3

4

2017

5

6

2015 6 10

5,000

5% 2016 6 22

[2016]551

2017 5

7

100%

8

100%

100%

1

2018 05 17			5 17 2018

2018 6 11
2018 2020

3

2018 -2020
2018-2020

2018 6 27

2018

1

2

2018-2020

30%

3

2018-2020

4

2018-2020

10		0	
10		0.00	
10		0	
		477,897,755	
		0.00	
		8,110,359.28	
		8,110,359.28	
		52,443,587.74	
		100.00%	
		20	
2018	477,897,755	10	2
9,557.9551			
2018			

3									
1	2016	5	11	2015	2015			231,021,360	
			10	0.5	2015				
2	2017	5	9	2016	2016			235,481,280	
			10	0.6	1,412.88768	2016			
3	2018	3	20	2017	2017			265,486,700	
			10	1.5	3,982.3005		2017	12	31
265,486,700									
				10	8			212,389,360	

4 2018 8 13 2018 2018
 477,897,755 10 2 9,557.9551 2018

5 2019 4 24 2018
 2018 2018
 2018

2018	95,579,551.00	247,879,868.58	38.56%	8,110,359.28	3.27%	103,689,910.28	41.83%
2017	39,823,005.00	71,933,856.89	55.36%	0.00	0.00%	39,823,005.00	55.36%
2016	14,128,876.80	139,021,692.71	10.16%	0.00	0.00%	14,128,876.80	10.16%

1

			12			
	;	;		2017 10 27	2017 10 27	2018 10 27

			2016			
--	--	--	------	--	--	--

--	--	--	--	--	--	--

--	--	--	--	--	--	--

			5%			
			1			
	；	；		2010 09 30	2010 9 30 9999 12 31	

			2			
			3			
	；	；	()	2010 09 30	2010 9 30 9999 12 31	
；	；	5%	2010 09 30	2010 9 30 9999 12 31		

2

100%	2016 01 01	2018 12 31	6,000	6,148.52		2016 05 10	2016 5 10 http://www.cninfo.com.cn 2016-062
100%	2018 01 01	2020 12 31	9,000	20,802.21		2017 11 22	2017 11 22 http://www.cninfo.com.cn 100% 2017-142

1	2016 5 9		100%	2016 5 25	2016		
50,000	100%			2016	4,000	2017	5,000 2018
6,000			×				
2	2017 11 20			2017 12 7	2017		
	100%						
	71,000		100%			100%	

					2018
9,000	2018	2019		19,000	
		=		-	/
*		-			
2018			61,485,249.97	2016-2018	152,349,109.16
	150,000,000.00				2018
208,022,148.12			90,000,000.00	2018	

2018 6 11

				POS		
2018 6 1		POS		POS	19%	31.67%
			2018	31.63		
31.63						

10 2

1

Nexgo Technology DWC-LLC	
Nexgo Global Limited	
JLPay International Holdings Limited	

2

JLPay International Holdings Limited	

130

			2018		477,897,755	
10	2		2018 10 12		2015	
		2015		17.512	17.312	
2018	11	6			2015	
17.512	/	17.312	/	4,636,630		
	2017					
2018	1	26		2017		
		17		2017		
	2016			444,600		
	2017			9,555,400		
2018	3	29		2017		
			2017			
	2017			2017		2016
		2017		4,777,700		
	2017			4,777,700		
2018	5	11		2017		
			2017			
	2017			2017		265,486,700
10	1.50	,		10	8	2018 4 25
		2017				2017
	24.691	13.434		4,777,700	8,599,547	
2018	9	14		2017		
				2017		
		25		2017		
	2017			2016		
		779,416		2017		7,820,131
2018	9	26		779,416	2018 9 26	
2018	10	26			2017	
						2017
			2018			477,897,755
10	2		2018 10 12		2017	
		2017		13.634	13.434	
2018	11	6			2017	
13.634	/	13.434	/	7,820,131		
	2018					
2018	4	19				2018
			2018			
		2018				

	2018	()	2018	()	2018
2018 5 7	2018				
2018				2018	
		2018			
34					
2018 5 11				2018	

4

5

1

1

2

3

2

1

	2018 03 22	220,000	2018 12 28	8,000		2018 12 28 2019 12 19	
	2018 03 22	220,000	2018 11 16	7,000		2018 11 16 2019 12 17	
	2018 03 22	220,000	2018 12 14	8,000		2018 12 14 2019 12 13	
	2018 03 22	220,000	2018 11 23	5,000		2018 11 23 2019 11 23	
	2018 03 22	220,000	2017 12 28	3,893		2017 12 28 2018 12 22	
	2018 03 22	220,000	2017 12 19	8,000		2017 12 29 2018 12 28	
	2018 03 22	220,000	2018 12 14	7,000		2018 12 14 2019 3 14	
	2018 03 22	220,000	2017 12 29	4,000		2017 12 29 2018 12 29	

2018 03 22 220,000 2017 07 06 10,000

1

9

90

2008

40

KPI

OHSAS18001

ISO 14001

ISO9001

ISO/IEC27001

ISO 14001

pos

1).

2).

3). 24

4).

5).

6). POS

POS

ROHS

2018

2

3

1 49,900 50,000

100 2018 50,000 2018 10 16 49,900

2018-155

2 2018

2018 4 19 < 2018 >

> < 2018 >

34 580 2018 5 7 2018 27.21

2018 5 11 2018

2018 5 11 27.21 15.033 5,800,000 10,439,606 2018

2018 10 26 2018 2018

3 2018 2018 15.033 14.833

2018 6 11 40,000 2018 6

27 2018 2018 6 12

4

2018 6 11 POS

2018 6 1 POS

	2018	(2018 15)	2019 2 22
1	100%		14,300
			2018 2 27
29		100%	2018-010 2018 2 27
	100%	2018-019	
2	100%		
	71,000	100%	2018 4 18
			2018 4 18
	100%	2018-059	
3	20%		
		2,860	2018
6 29			2018 6 29
		2018-110	
4	2017		
	()	2017	
	2017	4,652.40	2016-2017
	9,086.39		2018 6 11
		2017	
5	2017		15,969,033.79
	()	2017	2017
	67,268,825.37	71,820,000.00	2017
		15,969,033.79	2018 12 19
6	49,900	50,000	
			49,900
100	50,000	2018 10 16	
	2018-155		
7	2016		
			2018 10 16
	2016		2018-157
8			
	2019 1 30	726,135	

2%

1

	104,402,6 21	39.32%	0	0	83,515,26 8	-44,998,3 66	38,516,90 2	142,919,5 23	29.91%
1	0	0.00%	0	0	0	0	0	0	0.00%
2	0	0.00%	0	0		0	0	0	0.00%
3	104,402,6 21	39.32%		0	83,515,26				

2
 2017 265,508,400 10 1.499877
 10 7.999346 2018 4 25
 212,389,355

1
 2014 2014 2017 4 24
 2014 2014
 2017 5 9 2018 5 8 2014
 17,200

2
 2018 3 20 2017
 2017 12 31 265,486,700
 10 1.5 3,982.3005 2017 12 31 265,486,700
 10 8 212,389,360
 2018 4 12
 2017

0.29% 17.17 / 10.91 / 1,385,968
 19,880,604.02
 670,068
 0.1402% 13.28 / 11.15 / 8,110,359.28

2018 2019

2

	57,480,000	0	45,980,241	103,460,241		2020

	19,054,320	0	15,242,209	34,296,529		2020
	826,875	0	661,446	1,488,321		2020
	840,000	0	671,945	1,511,945		2020
	769,050	0	615,190	1,384,240		2020
	227,250	0	181,785	409,035		2020
	190,125	0	152,087	342,212		2020
	15,001	0	11,999	27,000		2020
215	12,499,781	22,498,788	9,999,007	0		2018-10-27
156	7,497,475	13,494,965	5,997,490	0		2018-10-27
28	5,002,744	9,004,612	4,001,868	0		2018-10-27
	104,402,621	44,998,365	83,515,267	142,919,523	--	--

1

2

		20,519,254		20,519,254
		16,667,394		16,667,394
		15,336,445		15,336,445
156		13,435,465		13,435,465
		11,432,176		11,432,176
LOF		9,800,043		9,800,043
28		7,235,466		7,235,466
		6,767,905		6,767,905
10				
10	10			
5				

10


10

10

10

2

10			



4 10%

5

				52	2008 04 23	2020 05 15	76,640,000	0	0	61,306,987	137,946,987
				48	2008 04 23	2020 05 15	25,405,760	0	0	20,322,945	45,728,705
				56	2008 04 23	2020 05 15	1,102,500	0	0	881,928	1,984,428
				50	2008 04 23	2020 05 15	1,120,000	0	0	895,926	2,015,926
				46	2008 04 23	2020 05 15	1,000	0	0	800	1,800
				65	2014 05 05	2020 05 15	0	0	0		0
				47	2014 05 05	2020 05 15	0	0	0	0	0
				45	2015 02 11	2020 05 15	0	0	0	0	0
				31	2017 05 09	2020 05 15	0	0	0	0	0
				38	2017 04 18	2020 05 15	0	0	0	0	0
				40	2017	2020	0	0	0	0	0

					05	10	05	15				
--	--	--	--	--	----	----	----	----	--	--	--	--

65

47

45

2

31

38

40

3

50

33

52

41

51

48

2018

539.68

			52		14.18	
			48		42.29	
			56		44.45	
			50		36.99	
			46		13.68	
			47		13.68	
			65		13.68	
			45		13.68	
			31		37	
			38		20.6	
			40		15.2	
			50		35.63	
			33		54.02	
			52		40.36	
			41		35.8	
			51		64.87	
			48		43.57	
	--	--	--	--	539.68	--

1

	170
	2,193
	2,363
	2,363
	0
	649
	790
	539
	41
	37
	307
	2,363
	93
	895
	653
	722
	2,363

2

2014 4 1

A1

A3

A0 2015 2 25

2017 3 22

A2

2018 11 02

3

8 3

3 2

2016

5

www.cninfo.com.cn

1

2018		40.74%	2018 02 14	2018 02 14	2018 2018-018
2017		44.60%	2018 04 12	2018 04 12	2017 2018-055
2018		45.80%	2018 05 07	2018 05 07	2018 2018-072
2018		40.57%	2018 06 08	2018 06 08	2018 2018-093
2018		35.37%	2018 06 27	2018 06 27	2018 2018-109
2018		43.85%	2018 08 31	2018 08 31	2018 2018-134
2018		44.06%	2018 11 02	2018 11 02	2018 2018-180
2018		43.48%	2018 12 12	2018 12 12	2018

2018 3 8
2017
2017
2017
2018
2018 4 12
2018
2018 6 4
2018
2018 8 3
2018
2018
2018
2018 10 26
2018
2018 3 8
2017
2018 3 16
2015
2018 4 13
2018
2018 9 10
2018
2015
2018
2017

1

M5		KPI	2018 KPI	70%
		360		30%

2019 1 8 -14

360 2019 1 8 -2019 1 17

KPI 2019 1 16 -17

& 2019 1 21 -24

2019 1 25

2

	<p style="text-align: center;">□</p> <p style="text-align: center;">□</p> <p style="text-align: center;">0.25% > □ □</p> <p style="text-align: center;">0.5% > □</p> <p style="text-align: center;"><0.05%</p> <p style="text-align: center;"><0.1%</p>	<p style="text-align: center;">500 ></p> <p style="text-align: center;"><100</p>
		0
		0
		0
		0



1.

2.

()

1.

31	2018		2,319,327,318.57
		1,009,626,208.32	1,016,175,479.25
		87.34%	

2.

1

2

IT

()

1.

11

2018

12

31

1,094,841,722.26

2.

1

2

3

4

5

6

7

8

9

2018 12 31

2018

1.

2.

3.

4.

5.

6.

()	
•	

1

2018 12 31

	1,329,870,820.76	1,120,243,314.79

	403,449,952.01	485,466,285.55
	70,983,965.08	60,493,617.42
	332,465,986.93	424,972,668.13
	25,219,758.12	12,336,612.33
	20,941,772.99	25,022,375.80
	738,461.24	1,016,406.63
		9,000,000.00
	268,418,278.53	252,443,529.00
		489,269,960.76
	462,884,719.30	28,569,773.35
	2,510,785,301.71	2,413,351,851.58
	50,000,000.00	50,000,000.00
	8,429,417.89	
	405,312,497.19	390,466,584.22
	42,281,739.98	55,498,153.32
	1,094,841,722.26	603,758,411.05
	27,856,006.85	6,620,336.18
	20,881,806.86	22,582,058.09
	12,087.63	352,027,161.61
	1,649,615,278.66	1,480,952,704.47

	4,160,400,580.37	3,894,304,556.05
	809,000,000.00	674,032,183.33
	313,909,994.37	402,110,847.38
	19,606,130.50	17,011,665.74
	56,437,170.72	17,629,444.02
	26,761,901.80	28,175,192.47
	177,593,143.15	40,142,591.03
	17,938,729.86	17,369,176.46
	6,732,119.40	
	509,576,724.13	60,000,000.00
	1,912,885,064.67	1,239,101,923.97
	100,000,000.00	210,000,000.00
		398,330,615.41

	23,980,654.70	21,757,320.76
	2,731,614.96	4,854,817.31
	126,712,269.66	634,942,753.48
	2,039,597,334.33	1,874,044,677.45

	3,872,414.97	2,240,171.96
	4,693,931.34	56,120,119.52
		9,000,000.00
		233,876.25
		489,269,960.76
	192,468,416.81	5,283,028.80
	626,284,273.58	1,175,345,859.64
	50,000,000.00	50,000,000.00
	11,145,918.82	11,145,918.82
	2,520,930,580.88	1,876,273,539.18
	23,184,374.19	23,625,743.88
	3,337,597.82	3,369,115.59
	5,173,823.45	1,572,139.12
		350,279,031.00
	2,613,772,295.16	2,316,265,487.59
	3,240,056,568.74	3,491,611,347.23
	458,000,000.00	409,100,000.03
	8,144,728.85	21,829,991.12
	2,894,386.55	5,575,750.96

	4,014,062.80	309,818.00
	757,566.03	912,700.93
	430,769,070.55	577,828,626.31
	509,576,724.13	60,000,000.00
	1,414,156,538.91	1,075,556,887.35
	100,000,000.00	210,000,000.00
		398,330,615.41
	10,264,428.87	15,753,628.13

	3,240,056,568.74	3,491,611,347.23
--	------------------	------------------

3

	2,319,327,318.57	1,236,913,539.17
	2,319,327,318.57	1,236,913,539.17
	2,155,648,996.25	1,205,706,372.58
	1,577,455,302.93	758,368,608.25
	13,795,991.84	13,734,254.04
	137,013,893.60	113,547,239.45
	154,636,182.86	106,568,897.21
	201,855,380.01	154,873,998.17
	52,901,338.30	28,638,650.76
	68,212,860.48	33,165,288.73
	10,689,481.80	4,727,202.66
	17,990,906.71	29,974,724.70
	62,658,434.57	62,563,321.73
	35,253,734.89	448,224.27
		-685,771.41
-		

-	-12,864.68	777,584.50
	261,577,627.10	94,996,297.09
	97,840.84	327,204.46
	461,807.82	1,868,646.44
	261,213,660.12	93,454,855.11
	13,207,210.51	21,523,195.28
	248,006,449.61	71,931,659.83

	256,954,649.99	62,360,415.86
	256,828,068.96	62,362,612.92
	126,581.03	-2,197.06
	0.520	0.160
	0.520	0.160
	0.00	0.00

4

	21,011.52	3,000.49
	94,753.28	893,331.33
	58,270,653.04	230,454,497.19
	58,270,653.04	230,454,497.19
	58,270,653.04	230,454,497.19
	9,628,574.80	-9,911,171.65
1.		
2.		
	9,628,574.80	-9,911,171.65
1.	9,628,574.80	-9,911,171.65
2.		
3.		
4.		
5.		
6.		
	67,899,227.84	220,543,325.54

	30,572.41	1,350,030.00
	1,985,969,033.82	480,000,000.00

6

	84,739,885.70	214,098,438.48
		3,246.37
	1,751,692,444.11	1,036,351,437.31
	1,836,432,329.81	1,250,453,122.16
	40,089,581.74	292,901,800.73
	52,257,810.34	58,467,833.82
	820,423.37	399,938.77
	1,872,624,801.21	1,018,716,790.31
	1,965,792,616.66	1,370,486,363.63
	-129,360,286.85	-120,033,241.47
	661,222,518.20	24,100,000.00
	154,863,057.27	301,699,000.00
		1,350,030.00
	1,795,969,033.82	460,000,000.00
	2,612,054,609.29	787,149,030.00
	5,055,948.03	5,657,042.42
	467,905,757.84	800,000,000.00
	1,970,000,000.00	464,425,323.07
	2,442,961,705.87	1,270,082,365.49
	169,092,903.42	-482,933,335.49
	463,661.52	482,946,367.98
	458,000,000.00	580,000,000.00

	32,705,418.40	641,314.34
	491,169,079.92	1,063,587,682.32
	469,100,000.03	20,000,000.00
	191,236,410.29	42,081,045.20
	13,160,359.28	32,075,050.34
	673,496,769.60	94,156,095.54
	-182,327,689.68	969,431,586.78
	-25,180.89	
	-142,620,254.00	366,465,009.82
	537,438,047.80	170,973,037.98

	212,45 1,375. 00				-225,33 5,323.1 0	8,108,7 08.97	8,948,2 00.38		5,827,0 65.30		106,667 ,159.88	93,598. 95	100,543 ,367.44
							8,948,2 00.38				247,879 ,868.58	126,581 .03	256,954 ,649.99
	62,020 .00				-12,945, 968.10	8,108,7 08.97						-32,982. 08	-21,025, 639.15
1	62,020 .00				781,355 .21								843,375 .21
2													
3					-13,347, 609.62							-32,982. 08	-13,380, 591.70
4					-379,71 3.69	8,108,7 08.97							-8,488,4 22.66
									5,827,0 65.30		-141,21 2,708.7 0		-135,38 5,643.4 0
1									5,827,0 65.30		-5,827,0 65.30		
2													
3											-135,38 5,643.4 0		-135,38 5,643.4 0
4													
	212,38 9,355. 00				-212,38 9,355.0 0								
1	212,38 9,355. 00				-212,38 9,355.0 0								
2													
3													
4													

	,300.0 0				,955.86						.00	,255.86
2												
3					12,343, 950.83						17,023. 41	12,360, 974.24
4					-23,105, 887.88							-23,105, 887.88
								23,045, 449.71		-37,174, 158.21		-14,128, 708.50
1								23,045, 449.71		-23,045, 449.71		
2												
3										-14,128, 708.50		-14,128, 708.50
4												
1												
2												
3												
4												
5												
1												
2												
	265,44 6,380. 00				1,132,9 54,181. 74		-9,690,9 94.36	48,695, 781.99		561,294 ,229.19	21,560, 300.04	2,020,2 59,878. 60

8

	265,446, 380.00				1,131,649 ,287.87					-9,628,57 4.80		48,695,78 1.99	355,807 ,341.28	1,791,970 ,216.34
	265,446, 380.00				1,131,649 ,287.87					-9,628,57 4.80		48,695,78 1.99	355,807 ,341.28	1,791,970 ,216.34
	212,451, 375.00				-213,190, 865.85	8,108,708 .97	9,628,574 .80					5,827,065 .30	-82,942, 055.66	-76,334,6 15.38
							9,628,574 .80					58,270, 653.04	67,899,22 7.84	
	62,020.0 0				-801,510. 85	8,108,708 .97								-8,848,19 9.82
1	62,020.0 0				781,355.2 1									843,375.2 1
2														
3					-12,467,4 90.67									-12,467,4 90.67
4					10,884,62 4.61	8,108,708 .97								2,775,915 .64
												5,827,065 .30	-141,21 2,708.7 0	-135,385, 643.40
1												5,827,065 .30	-5,827,0 65.30	0.00
2													-135,38 5,643.4	-135,385, 643.40

										0	
3											
	212,389, 355.00				-212,389, 355.00						0.00
1	212,389, 355.00				-212,389, 355.00						0.00
2											

							-9,911,17 1.65			230,454 ,497.19	220,543,3 25.54
	30,012,3 00.00				465,278,0 19.35						495,290,3 19.35
1	30,012,3 00.00				476,039,9 55.86						506,052,2 55.86
2											
3					12,343,95 1.37						12,343,95 1.37

1.

(

2001 7 31
 300.00 120.00 40.00% 90.00 30.00%

90.00 30.00%

[2001] 347 4403012070860

2001 12 12 30.00%

70.00% 30.00% 2002 1 28

2004 5 21 1,200.00

1,500.00 86.00%

14.00% 2004 5 31 (2004)

159

2007 12 13 2,500.00

4,000.00 86.00% 14.00% 2007

12 20 [2007]152

2008 3 10 86.00%

4,449.64

13 2008 3 24

	()	
	2,115	52.875%
	705	17.625%
	705	17.625%
	40	1.000%
	40	1.000%
	60	1.500%
	40	1.000%
	40	1.000%
	40	1.000%
	60	1.500%
	50	1.250%
	35	0.875%
	60	1.500%
	50	1.250%
	4,000	100.000%

2008 4 8 2008 3 2008 4 8

2008 3 31 59,860,459.32 4,000.00 1:1

4,000 4,000.00

[2008]35 2008 4 25 440301103074776

2008 7

2008 750.00

4,750.00

() ()

11 5,002.50 750.00

4,252.50 4,750.00

[2008]74 2008 7 18

2009 6 5 () 1.684% 2009

6 22

2009 6 22 () 2.105%

2009 6 22

2009 7 15 (120

(2009 8 10 (2009 12)

2009 8 26

2009 T-10801 2.5263%

2009 9 27

120

900.00 484.02

20 10 50 20 2009 9

30

2009 9 30

	()	
	2,115	44.5263%
	705	14.8421%
	705	14.8421%
	160	3.3684%
	100	2.1053%
	80	1.6842%
	60	1.2632%
	60	1.2632%
	60	1.2632%
	50	1.0526%
	50	1.0526%
	50	1.0526%
	50	1.0526%
	50	1.0526%
	50	1.0526%
	50	1.0526%

	50	1.0526%
	40	0.8421%
	40	0.8421%
	40	0.8421%
	40	0.8421%
	40	0.8421%
	35	0.7368%
	30	0.6316%
	20	0.4211%
	20	0.4211%
	20	0.4211%
	20	0.4211%
	10	0.2105%
	4,750	100.0000%

[2010]1292

2010 10 8 (A) 1,600 1.00 43.33
2010 10 13 69,328.00 46,945,065.67 646,334,934.33

[2010]124

2011 4 21 6,350 10 2 ()
10 8 5,080.00 11,430
2015 4 30 11,430 10 0.50 ()
) 10 10 22,860
2015 6 19 145
2,421,360 231,021,360
2016 4 18 141
2016 12 31 4,459,920 235,481,280

[2017]1146

2017 9 29 2,500.00
1.00 18.22 2017 9 29 45,550.00
10,880,000.00 444,620,000.00 ()

A [2017]0027

2017 4 24 108
2018 12 31 5,027,120
2018 4 12 2017 12 31
265,486,700 10 8 212,389,355.00
477,897,755.00
2016 4 29 914403007311028524

2.

1

2

1 1 12 31

3

1 1 12 31

4

5

1

1

2

3

4

2

5

4

6

1

2

1

2

a.

b.

a).

b)

c)

d)

3

4

7

1

1

2

3

2

1

3

4

5

8

8

8

9

1.

2.

10

1

2

1

a.

b.

c.

a.

b.

c.

d.

2

3

a. ()

b.

c.

d.

e.

3.

1

2

1

2

4.

5.

7.

1
2

11

1

	100

2

1 1	5.00%	5.00%
1 2	20.00%	20.00%
2 3	50.00%	50.00%
3	100.00%	100.00%
3 4	100.00%	100.00%
4 5	100.00%	100.00%
5	100.00%	100.00%

	0.00%	0.00%

2

14

1

1

2

2

1

2

3

4

1

22

2

1

2

5.

2

3

1

4

5

15

16

1

1

2

2

		40	5%	2.375%
		5	5%	19%
		5	5%	19%
POS		3	5%	31.67%
		5	5%	19%

3

17

1

2

18

1

1

2

3

2

3

3

4

19

20

21

1

1

2

a.

	50	
	5	

b.

2

1)

2 .

a.

b.

c.

d.

e.

22

23

1

1

2

	5
	3-5
	10
	5
	5

24

1

2

3

4

25

1

2

26

1

2

1

2

3

4

5

6

3

4

27

28

1

2

1

2

3

1

2

3

4

a)

b)

4.

1

2

POS

29

1

2

1

3

30

/

()

1

1

2

2

1

2

3

3

1

2

31

1

1

2

2

1

2

32

33

1

2

POS 2018 6 1 POS 28		2018 06 01	

34

1

		17% 16% 6% 3% 11% 10%
		5% 7%
		0% 12.5% 15% 16.5% 25%
		3%
		2%
	70%	1.2% 12%

--	--

2

1	2011 1 1	[2011]100	17%	3%
2	2017 10 31			GR201744203891 15%
2018		15%		
	2017 11 13			GR201733003299 15%
	2018		15%	
		2018 12 3		
27	2013 43		GR201843001254	2008 001 2012 2018
				12.5%
	2017 10 31		GR201744204371	2018
				15%
	2017 10 31		GR201744202118	2018
				15%
		RQ-2016-E6006		2008 001 2012
27	2013 43			
	2018			
		2008 001	2012 27	2013 43
			2018	
		2008 001	2012 27	2013 43
			2018	

3

Nexgo, Inc.

0-50,000	15%
50,000-75,000	25%
75,000-100,000	34%
100,000-335,000	39%
335,000-10,000,000	34%
10,000,000-15,000,000	35%

15,000,000-18,333,333	38%
18,333,333	35%

8.84%

NEXGO DO BRASIL PARTICIPACOES LTDA

15%

1

	646,929.87	1,864,507.48
	1,216,285,900.88	1,067,075,355.36
	112,937,990.01	51,303,451.95
	1,329,870,820.76	1,120,243,314.79
	12,890,698.14	1,820,059.85

81,790,868.28 11,889,640.72 19,007,481.01 250,000.00


	47,662,415.35	15,330,342.18
	3,360,198.79	35,298,109.77
	13,308,360.53	---
	16,491,368.95	---
	952,273.08	---
	16,251.58	---
	81,790,868.28	50,628,451.95

2

--	--	--

3

|



5,884,327.2 1
419,088,34 0.92
0.00
424,972,66 8.13



--	--	--

3)

	49,000.00
	93,000.00
	3,728.02
	9,365.00
	30,895.00
	63,000.00
	30,000.00
	41,350.00
	37,500.00
	21,250.00
	77,970.00
	90,000.00
	42,000.00
	22,430.00
	60,000.00
	40,215.48
	30,000.00
	81,300.00
	75,000.00
	59,830.00
	30,000.00
	90,000.00
	27,000.00
	272,050.00

--	--	--	--	--	--

4)

		(%)	
	30,541,000.00	7.99	1,527,050.00
	22,926,110.00	5.99	1,146,305.50
	22,162,717.20	5.79	4,708,505.93
	21,658,094.82	5.66	1,082,904.74
	12,946,840.38	3.39	1,077,339.24
	110,234,762.40	28.82	9,542,105.41

5)

		37,778,674.64	1,533,814.18
		37,778,674.64	1,533,814.18

6)

5

1

1	24,718,565.51	98.02%	11,703,287.14	94.87%
1 2	485,432.56	1.92%	431,039.69	3.49%
2 3	0.00	0.00%	190,645.50	1.55%
3	15,760.05	0.06%	11,640.00	0.09%
	25,219,758.12	--	12,336,612.33	--

1

2

		(%)	
	4,923,590.94	19.52	1
	2,825,792.17	11.20	1
	2,789,881.81	11.03	1
	2,355,441.36	9.34	1
	1,820,000.00	7.22	1
	14,714,706.28	58.31	

1. **12,883,145.79** **104.43%**

6

	738,461.24	1,016,406.63
		9,000,000.00
	20,203,311.75	15,005,969.17
	20,941,772.99	25,022,375.80

1

1)

	738,461.24	1,016,406.63
	738,461.24	1,016,406.63

2)

--	--	--	--	--

2

1)

()		
	0.00	9,000,000.00
		9,000,000.00

		2,599,100.00	1	9.34%	129,955.00
		2,000,000.00	1	7.19%	100,000.00
		1,159,920.00	3	4.17%	1,159,920.00
		472,560.00	1 2	1.70%	94,512.00
		1,533,625.00	1	5.51%	76,681.25
	--	10,733,047.24	--	38.57%	2,154,636.70

6)

--	--	--	--	--

7)

8)

7

1

	57,522,448.01	4,639,559.44	52,882,888.57	87,818,841.64	1,779,000.50	86,039,841.14
	6,492,852.81	0.00	6,492,852.81	4,214,996.27	0.00	4,214,996.27
	2,786,019.17	0.00	2,786,019.17	17,359,001.17	0.00	17,359,001.17
	71,664,187.68	6,158,365.04	65,505,822.64	75,769,129.80	6,763,298.58	69,005,831.22
	45,428,637.96	4,083,649.93	41,344,988.03	30,569,273.30	800,294.22	29,768,979.08
	99,405,707.31	0.00	99,405,707.31	46,054,880.12	0.00	46,054,880.12
	283,299,852.94	14,881,574.41	268,418,278.53	261,786,122.30	9,342,593.30	252,443,529.00

4

1

5

11

2

	1,779,000.50	3,163,654.53		303,095.59		4,639,559.44
	0.00					0.00
	6,763,298.58	1,997,373.09		2,602,306.63		6,158,365.04
	800,294.22	1,529,343.00	8,825,788.75	7,071,776.04		4,083,649.93
			69,875.00	69,875.00		0.00
	9,342,593.30	6,690,370.62	8,895,663.75	10,047,053.26		14,881,574.41

3

4

--	--


8

--	--	--	--	--

9

--	--	--

10



	50,000,000.00	0.00	50,000,000.00	50,000,000.00	0.00	50,000,000.00
--	---------------	------	---------------	---------------	------	---------------

2

3

14

15

1

2

3

--	--	--

16

	405,312,497.19	390,466,584.22
	405,312,497.19	390,466,584.22

1

				POS		
1.	388,704,185.80	2,327,685.07	6,801,654.38	3,439,688.56	29,649,922.02	430,923,135.83
2.		86,755.33	277,755.78	31,051,904.53	14,602,564.69	46,018,980.33
1		86,755.33	277,755.78	14,779,798.41	8,823,926.52	23,968,236.04
2						
3				16,272,106.12	5,778,638.17	22,050,744.29
3.	810,000.00	34,619.22	35,000.00	0.00	1,458,770.38	2,338,389.60
1		34,619.22			1,458,770.38	1,493,389.60
	810,000.00		35,000.00			845,000.00
4.	387,894,185.80	2,379,821.18	7,044,410.16	34,491,593.09	42,793,716.33	474,603,726.56
1.	14,219,991.58	1,698,585.44	6,147,443.23	1,362,227.43	17,028,303.93	40,456,551.61
2.	9,213,327.36	163,764.81	301,590.03	9,332,354.55	8,208,331.63	27,219,368.38
1	9,213,327.36	163,764.81	301,590.03	4,242,549.88	5,044,574.80	18,965,806.88
				5,089,804.67	3,163,756.83	8,253,561.50
3.		32,888.26			1,292,556.18	1,325,444.44
1		32,888.26			1,292,556.18	1,325,444.44

1						
				2,726,054.91	216,493.36	2,942,548.27
3.					1,794.45	1,794.45
1					1,794.45	1,794.45
4.				2,726,054.91	214,698.91	2,940,753.82
1.	364,460,866.86	550,359.19	595,376.90	21,070,956.20	18,634,938.04	405,312,497.19
2.	374,484,194.22	629,099.63	654,211.15	2,077,461.13	12,621,618.09	390,466,584.22

2

--	--	--	--	--	--

3

--	--	--	--	--

4

--	--

5

	16,790,544.03	
	16,790,544.03	

6

--	--	--

17

--	--	--

1

2



18

1

2

19

20

1

5

1	411,318.72	9,987,368.42		6,199,707.33	6,790.53	16,605,185.00
				27,385.35		27,385.35
3.						
1						
4.	2,878,231.08	34,955,789.47		19,930,056.84	23,766.85	57,787,844.24
1.						
2.						
1						
3.						
1						
4.						
1.	17,686,707.72	9,987,368.42		14,600,873.33	6,790.51	42,281,739.98
2.	18,098,026.44	19,974,736.84		17,411,809.00	13,581.04	55,498,153.32

0.00%

2

--	--	--

1. **17,686,707.72** **70**

2.

21

--	--	--	--	--	--

22

1

	139,753,563.89				139,753,563.89
Nexgo,Inc.	36,293,613.94				36,293,613.94
	433,158,998.49				433,158,998.49
		498,999,154.30			498,999,154.30
		1,600,063.91			1,600,063.91
	609,206,176.32	500,599,218.21			1,109,805,394.53

2

	1,840,654.90	9,515,907.00			11,356,561.90
Nexgo,Inc.	3,607,110.37				3,607,110.37
	5,447,765.27	9,515,907.00			14,963,672.27

25,200.00			100.00%	
112,246,436.11		139,753,563.89		
3,351.19	470		Nexgo,Inc.100.00%	
	2,781,748.69		36,293,613.94	
50,000.00			100.00%	
	66,841,001.51		433,158,998.49	
71,000.00			100.00%	
211,000,845.70		498,999,154.30		
		160.01		100.00%
		36.09		1,600,063.91

5

5

		(%)	(%)	(%)
2019		47.83-9.46	36.08-31.58	14.05
-2023				
Nexgo,Inc.	2019 -2023	12.19-7.66	71.15-74.74	11.70
		6.15-0.51	61.10-53.44	13.42
2019	-2023			
	2019 -2023	53.05-2.92	20.47-19.81	15.74 16.18
*				
	2019	6,206.12-10.00	60.00	15.95
-2023				

Nexgo,Inc

9,515,907.00

23

--	--	--	--	--	--

	4,103,981.08	26,278,719.99	4,600,875.02		25,781,826.05
	15,000.14		9,999.96		5,000.18
	937,500.00		90,000.00	315,000.00	532,500.00
	1,529,138.39	626,617.33	714,267.15		1,441,488.57
	34,716.57	96,307.37	35,831.89		95,192.05
	6,620,336.18	27,001,644.69	5,450,974.02	315,000.00	27,856,006.85

24 /

1

	63,342,983.52	9,186,918.68	49,893,738.03	7,488,238.73
	46,209,465.48	8,022,584.05	58,338,697.01	8,750,804.55
	8,469,778.59	1,149,232.39	4,978,692.63	622,336.58
	16,820,478.25	2,523,071.74	37,971,073.09	5,720,678.23
	134,842,705.84	20,881,806.86	151,182,200.76	22,582,058.09

2

	18,210,766.42	2,731,614.96	32,365,448.70	4,854,817.31
	18,210,766.42	2,731,614.96	32,365,448.70	4,854,817.31

3

		20,881,806.86		22,582,058.09
		2,731,614.96		4,854,817.31

4

	12,592,593.56	8,950,665.15
	15,510,876.11	16,778,628.13

12 31							
2018 2 28				2018		000031	
			30,000		10,000		
2018 2 28	2019 2 27						
2018	000031 - 02			2018		000031 - 01	
				2018 7 30	2018 12 18		
	7,800.00		2,000.00	2018 12 31			
2018 9 5				2018		007	
			10,000			2018 9 7	2019 9
5						2018	
007				2018 12 6			
	2018		007-1		10,000.00		2018
12 31							
2018 11 5				□		0000036	
			6,000			2018 11 5	2019 11
4					2018		0000036
			2018 11 5				
2018	0000036			4,000.00		2018 12 31	
2017 12 14				201776		0017320586-01	
	7,000.00		2019 1 16				
□ □				4,000			2017
0017320586-01							
	2018 12 21		2019 12 20				
	755XY201803914301					2018 9 21	
			755HT2018104273			4,000.00	
2018 12 31							
2018 12 27					□□□		
			8,000		2018 12 27	2019 12 26	
					BZ164718000011		
			2018 12 28				
8,000.00			2018 12 31				
2018 12 27							
SX164718000397							
10,000			2018 12 27		2019 12 26		
BZ164718000012						2018 12 28	
			JK161018000558			8,000.00	
2018 12 31							
2018 11 16							
2018	000297						
30,000			20,000			2018 11 16	2019
11 15						2018	000297

- 01 20,000
 2018 000297 - 02
 30,000 2018 12 17
 7,000.00 2018 12 31
 2018 5 25
 2018 0005 20,000
 2018 5 25 2019 1 22
 2018 0004 2018 0001
 2018 12 14
 2018 0010 7,000.00 2018
 12 31
 2018 4 12
 8,000 2018 4 12
 2018 12 12 07300LK20188320
 8,000.00 2018 12 31
 2018 11 5
 2018 0000037
 8,000 5,000 3,000 2018 11
 5 2019 11 4 2018 0000037
 2018 11 5
 2018 0000037 5,000.00 2018
 12 31
 2018 1 17 059C1102017000601
 2,000.00
 2017 12 29 2018 12 27
 2018 6 25 059C110201800024
 900.00 2018 12 31 100.00

2

--	--	--	--

27

--	--	--

28

29



30

1

	18,565,943.44	16,580,197.35
	987,183.60	

2	0.00	8,426,408.16	8,426,408.16	0.00
3	361,145.00	7,617,310.44	7,659,483.89	318,971.55
	327,007.00	6,830,547.10	6,879,300.41	278,253.69
	5,687.00	327,683.83	324,308.02	9,062.81
	28,451.00	459,079.51	455,875.46	31,655.05
4	110,000.00	5,970,970.98	5,968,570.98	112,400.00
5	158,002.11	1,588,652.85	1,595,983.76	150,671.20
6		231,224.24	231,224.24	
	17,217,109.02	350,882,338.45	312,148,665.70	55,950,781.77

3

1	398,105.00	12,550,078.91	12,563,482.14	384,701.77
2	14,230.00	514,124.12	514,416.94	13,937.18
	412,335.00	13,064,203.03	13,077,899.08	398,638.95

32

	15,879,856.15	15,784,783.49
	6,900,863.85	7,847,056.26
	1,892,737.14	895,278.30
	512,348.58	1,086,379.15
	375,530.48	776,044.26
	1,200,565.60	1,785,651.01
	26,761,901.80	28,175,192.47

33

--	--	--

	17,938,729.86	17,369,176.46
	6,732,119.40	
	152,922,293.89	22,773,414.57
	177,593,143.15	40,142,591.03

1

	16,177,777.89	16,177,777.85
	1,760,951.97	

	83,262,360.76	
	152,922,293.89	22,773,414.57

2) 1

--	--	--

34

--	--	--

35

	110,000,000.00	60,000,000.00
	399,576,724.13	
	509,576,724.13	60,000,000.00

36

--	--	--

--	--	--	--	--	--	--	--	--	--	--	--

37

1

	100,000,000.00	160,000,000.00

		50,000,000.00
	100,000,000.00	210,000,000.00

2015 11 16			□	0017
	10,000		2015 11 16	2018 9 27
	2016 1 2016 3			6,000.00
4,000.00 3		10%	2016	1,000.00 2017
2,000.00	2018 2,000.00		2019	5,000.00
2017 12			20,000.00 3	
	4,000.00	6,000.00		10,000.00 2018 12
	4,000.00	16,000.00	2019	6,000.00

38

1

	0.00	398,330,615.41
		398,330,615.41

2

16	400,000,000.00	2016 4 15	3	396,400,000.00	398,330,615.41			1,246,108.72		399,576,724.13
112379										
	--	--	--	396,400,000.00	398,330,615.41			1,246,108.72		399,576,724.13

3

4

39

--	--	--

1

--	--	--

2

--	--	--	--	--	--

40

1

--	--	--

2

--	--	--

--	--	--

--	--	--

41

--	--	--	--

42

	20,861,419.66	24,999,715.40	25,351,410.26	20,509,724.80	
	895,901.10	0.00	632,400.00	263,501.10	
		3,591,989.67	384,560.87	3,207,428.80	POS
	21,757,320.76	28,591,705.07	26,368,371.13	23,980,654.70	--

								/
1	4,755,917.52			600,655.00			4,155,262.52	
POS 2	3,336,791.81			1,165,516.08			2,171,275.73	
PCP4.0	2,100,000.00			600,000.00			1,500,000.00	

3								
G 4	1,294,525.48			432,737.25			861,788.23	
S-POS	525,000.00			525,000.00			0.00	
5	300,000.00					300,000.00	0.00	
5	200,000.00					200,000.00	0.00	
6	2,786,833.33				2,423,333.33		363,500.00	
	261,455.86			102,156.61			159,299.25	
	738,805.95			19,189.80			719,616.15	
7	4,239,886.68			110,126.88			4,129,759.80	
	322,203.03			107,401.00			214,802.03	
POS 8	N5	2,000,000.00					2,000,000.00	
POS 8	N5	1,000,000.00					1,000,000.00	

9		5,473,000.00		2,647,207.83			2,825,792.17	
10		1,000,000.00		1,000,000.00			0.00	
11		1,000,000.00		1,000,000.00			0.00	
12		2,094,000.00		2,094,000.00			0.00	
13		4,599,000.00		4,599,000.00			0.00	
		130,000.00		130,000.00			0.00	
		100,000.00		100,000.00			0.00	
14		738,000.00		738,000.00			0.00	
		222,006.19		222,006.19			0.00	
15		1,000,000.00		1,000,000.00			0.00	
6		577,200.00			577,200.00		0.00	
PCI4.1								
Android POS		890,000.00		890,000.00			0.00	
16								
		17,800.00		17,800.00			0.00	
		76,800.00		76,800.00			0.00	

17		450,000.00		450,000.00			0.00	
		480,983.34		106,666.63			374,316.71	
M-PAY		43,551.66		9,239.45			34,312.21	
18		500,000.00		500,000.00			0.00	

514,500.00

19

6,224.21	6,224.21	0.00
----------	----------	------

				275.00	
				86.80	
14				47.10	26.70
15			100.00		
16					PCI4.1
Android	POS	89.00			
17					
		45.00			
18					50.00
19					
51.45					
20					
		57.63			
21			2018		
				50.00	
22					44.00

43

--	--	--

44

		+					
	265,446,380.00			212,389,355.00	62,020.00	212,451,375.00	477,897,755.00

	2018	4	12		2017	12	31
				212,389,355.00		10	8
212,389,355.00			265,486,700				212,389,355.0

45

1

2



	-9,690,994.36	-680,374.42	-9,628,574.80		8,948,200.38		-742,793.98
	-9,628,574.80		-9,628,574.8		9,628,574.80		0.00
	-62,419.56	-680,374.42			-680,374.42		-742,793.98
	-9,690,994.36	-680,374.42	-9,628,574.8		8,948,200.38		-742,793.98

49

--	--	--	--	--

50

	48,695,781.99	5,827,065.30		54,522,847.29
	48,695,781.99	5,827,065.30		54,522,847.29

51

	561,294,229.19	526,534,530.51
	561,294,229.19	526,534,530.51
	247,879,868.58	71,933,856.89
	5,827,065.30	23,045,449.71
	135,385,643.40	14,128,708.50
	667,961,389.07	561,294,229.19

1)

0.00

2)	0.00		
3)		0.00	
4)			0.00
5)	0.00		

52

	2,316,815,553.25	1,575,342,416.12	1,233,360,927.80	756,105,428.85
	2,511,765.32	2,112,886.81	3,552,611.37	2,263,179.40
	2,319,327,318.57	1,577,455,302.93	1,236,913,539.17	758,368,608.25

53

	5,235,789.43	4,951,177.71
	3,806,772.62	3,590,144.88
	3,307,779.02	3,285,386.57
	1,146,022.86	1,665,696.88
	299,627.91	241,848.00
	13,795,991.84	13,734,254.04

54

	51,423,355.58	34,820,616.33
	1,799,513.91	2,432,859.97
	8,209,208.39	8,469,671.07
	11,262,351.19	15,541,726.29
	30,160,810.45	19,822,231.99
	22,988,850.00	24,180,556.55

	3,539,700.19	1,701,315.15
	886,013.09	687,515.53
	137,013,893.60	113,547,239.45

55

	72,019,851.73	53,590,704.04
	11,372,986.62	8,110,511.74
	4,671,175.54	2,331,345.24
	19,095,656.02	7,484,451.26
	16,646,239.82	10,032,901.22
	7,125,224.60	3,787,878.37
	18,932,196.29	17,001,800.60
	4,772,852.24	4,229,304.74
	154,636,182.86	106,568,897.21

56

	145,472,696.02	99,218,946.87
	21,637,050.80	23,511,226.89
	5,965,709.41	9,477,164.59
	13,968,403.16	12,799,909.43
	14,811,520.62	9,866,750.39
	201,855,380.01	154,873,998.17

57

-	-10,689,481.80	-4,727,202.66
	322,682.72	-136,797.76
	-5,575,252.80	
	630,529.70	337,362.45
	52,901,338.30	28,638,650.76

58

	1,784,629.09	18,305,537.07
	6,690,370.62	6,221,422.36
	9,515,907.00	5,447,765.27
	17,990,906.71	29,974,724.70

59

	21,850,876.93	21,196,522.45
	39,433,293.10	41,347,328.81
	1,374,264.54	19,470.47
	62,658,434.57	62,563,321.73

60

		-685,771.41
	1,330,413.04	477,567.73
		-146,373.42
	17,954,288.03	802,801.37
	15,969,033.82	
	35,253,734.89	448,224.27

61

--	--	--

62

	-12,864.68	
		777,584.50
	-12,864.68	777,584.50

63

	97,840.84	327,204.46	97,840.84
	97,840.84	327,204.46	97,840.84

								/
--	--	--	--	--	--	--	--	---

64

	122,713.62	408,850.22	122,713.62
	122,713.62	408,850.22	122,713.62
	300,844.59	261,360.82	300,844.59
	38,249.61	1,198,435.40	38,249.61
	461,807.82		

	20,376,444.94	24,816,538.15
	106,674,911.08	34,979,064.69

2

	12,379,758.69	6,842,237.99
	173,597,676.91	141,609,786.24
	185,977,435.60	148,452,024.23

3

	1,970,000,000.00	480,000,000.00
	15,969,033.82	
	1,985,969,033.82	480,000,000.00

4

	2,270,000,100.00	500,000,000.00
	15,948,967.56	
	2,285,949,067.56	500,000,000.00

5

	86,036,889.75	17,334,930.06
	216,524.57	1,035,517.66
	86,253,414.32	18,370,447.72

6

	10,598,476.94	30,397,349.21
	2,400,000.00	2,400,000.00
	8,110,359.28	
	2,650,000.00	
	23,758,836.22	32,797,349.21

68

1

1	--	--
	248,006,449.61	71,931,659.83
	17,990,906.71	29,974,724.70
	18,965,806.88	14,497,154.48
	16,605,185.00	16,368,261.28
	5,450,974.02	3,643,422.31
	12,864.68	-777,584.50
	122,713.62	408,850.22
	71,701,511.95	34,538,046.74
	-35,253,734.89	-448,224.27
	4,241,216.15	11,526,343.95
	-2,123,202.35	-2,127,638.74
	5,952,578.35	-94,665,216.54
	89,030,710.91	-201,750,224.14
	-142,022,744.57	157,585,432.60

	-13,380,591.70	12,343,950.83
	285,300,644.37	53,048,958.75
2	--	--
3	--	--
	1,248,079,952.48	1,069,614,862.84
	1,069,614,862.84	

	-15,948,967.56
--	----------------

4

	1,248,079,952.48	1,069,614,862.84
	646,929.87	1,864,507.48
	1,216,285,900.88	1,067,075,355.36
	31,147,121.73	675,000.00
	1,248,079,952.48	1,069,614,862.84

69

70

	81,790,868.28	
	347,670,322.83	
	17,686,707.72	
	447,147,898.83	--

71

1

	--	--	22,220,909.91
	2,218,357.67	6.8632	15,225,032.37
	197,801.04	7.8473	1,552,204.10
	4,836,888.10	0.8762	4,238,081.35

	680,420.35	1.7718	1,205,592.09
	--	--	27,926,036.58
	3,911,351.00	6.8632	26,844,384.18
	125,600.00	7.8473	985,620.88
	109,600.00	0.8762	96,031.52
	--	--	
	22,779.00	6.8632	156,336.83
	92,311.00	6.8632	633,548.86
	98,571.72	6.8632	676,517.43

2

72

73

1

--	--	--	--

2

74

1

1

						2017 11 20		
						71,000.00		
	2018 04 30	710,000,000. 00	100.00%		2018 04 30	100%	1,126,702,89 6.17	140,245,160. 90
						2018 3 29		

						[2018]24		
						2018 4 18		
	2018 09 01	1,600,100.00	100.00%		2019 09 01		77,572.82	14,532.97

2

--		711,600,100.00
		711,600,100.00
		211,000,881.79
/		500,599,218.21

3

	511,090,872.91	511,090,872.91	36.09	36.09
	311,445,722.25	311,445,722.25	36.09	36.09
	80,883,086.18	80,883,086.18		
	8,523,591.98	8,523,591.98		
	10,918,283.00	10,918,283.00		

	94,999.26	94,999.26		
	3,532,176.71	3,532,176.71		
	2,376,700.81	2,376,700.81		
	88,427,347.88	88,427,347.88		
	100,991.37	100,991.37		
	2,540,964.92	2,540,964.92		
	2,247,008.55	2,247,008.55		
	300,090,027.21	300,090,027.21		
	69,716,275.28	69,716,275.28		
	75,832,574.00	75,832,574.00		
	11,796,309.02	11,796,309.02		
	12,234,184.79	12,234,184.79		
	2,399,313.86	2,399,313.86		
	60,292,006.81	60,292,006.81		
	67,294,828.45	67,294,828.45		
	211,000,845.70	211,000,845.70	36.09	36.09
	0.00	0.00		
	211,000,845.70	211,000,845.70	36.09	36.09

4

5

6

2

1

	1,430,000,000.00	100.00%		2019 02 28	,	228,948.60	0.00%	0.00	0.00	0.00	0.00	0.00

5

1

Nexgo Technology DWC-LLC	
Nexgo Global Limited	
JLPay International Holdings Limited	

2

JLPay International Holdings Limited	

6

1

1

				96.32%		
				100.00%		

			POS			
				100.00%		
Nexgo, Inc.			POS			
				100.00%		
					60.00%	
					100.00%	
					100.00%	
NEXGO DO BRASIL PARTICIPACOES S LTDA			POS		99.98%	

yDWC-LLC



Nexgo Global Limited				100.00%		
				100.00%		
					100.00%	
			POS	100.00%		
			pos		100.00%	

					100.00%	
				100.00%		

2

--	--	--	--	--

3

4

5

2

1

2

--	--

3

1

20%

20%

2

/						
---	--	--	--	--	--	--

--	--	--	--

7

8

2

3

4

5

6

7

8

9

1

--	--	--	--	--	--

2

3

--	--

4

	5%

5

1

/

--	--	--	--	--	--

/

--	--	--	--

2

/

/

/

/	/	/	/	/	/	/
---	---	---	---	---	---	---

/

/

		139,784.89	
		472,206.90	
		1,371,934.69	1,013,257.20

4

--	--	--	--	--

--	--	--	--	--

2017 8 9

SZ03

20170011

10,000

SZ03

20170011-11

2017 5 11

584060

2017 00001

20,000

584060

2017 00003

2017 6 22

2017

0007

20,000.00

2017

0003

2017

0003

2017 9 18

SX161417000749

10,000.00

BZ161417000049

2017 12 13

0453551

15,000.00

0453551-001

0453551-002 0453551-003

2017 12 14

2017

0000079

9,000.00

2017

0000079

2018 2 28

2018

000031

30,000

10,000

2018 2 28

2019 2 27

2018

000031 - 02

2018

000031 - 01

2018 9 5		2018	007
5	10,000	2018 9 7	2019 9
007		2018	
2018 9 4		□ □	
	20,000	2018 9 4	2019 9 3
		GB39181808004	
2018 11 5		□	0000036
4	6,000	2018 11 5	2019 11
		2018	0000036
2018 12 14		SZ03	20180022
	4,500	2018 7 5	2019 7 5
		SZ03	20180022-11
2018 12 27		□ □ □	
	8,000	2018 12 27	2019 12 26
		BZ164718000011	
2019 1 16		□ □	
	4,000	2018 12 21	2019 12 20
		755XY201803914301	
2017 5 11			
SZ03	20170013	7,000.00	
	SZ03	20170013-11	
	SZ03	20170013-12	

20,000

2018 4 12

8000 2018 4 12

2018 5 25

2018 0005 20,000

2018 5 25 2019 1 22

2018 0004 2018 0001

2018 11 16

2018 000297

30,000 20,000 2018 11 16 2019

11 15 2018 000297

- 01 20,000

2018 000297 - 02

30,000

2018 12 14

SZ03()20180023 10,000

2018 7 11 2019 7 11

SZ03()20180023-11 SZ03()20180023-12

2019 1 16

755XY2018039141 7,000

2018 12 21 2019 12 20

755XY201803914105 755XY201803914104

5

6

--	--	--	--

2

	Black-Scholes
	94,275,696.48
	-13,347,609.62

23,331,226.77

3

4

1

2014 2 20 <
 2014 >
 2014 4 9 <
 2014 >
 2014 4 29 > 2014 <
 < > < < 2014
 <

2014 5 9

2014 7 3

2015 1 26

2015 2 2

2015 6 19

24,000

209

	2015	2016
2017 6 1		
2015	31.73	31.671
2018 1 26		2015
	17	2015
2015	2015	
540,000	2015	3,258,000
2018 3 29		2015
	2015	
2015	2015	2015
	2017	
	2015	362,000
2015		2,896,000
2018 5 11		2015
	2015	
2017	2017	265,508,400
10 1.5	,	10 8
	2015	2015
	31.671	17.512
2018 9 14		2,896,000
		5,212,610
		2015
		2015
	12	2015
	2015	,
	575,980	2015
4,636,630		2015
2018 9 26		575,980
		2018 9 26
2018 10 26		2015
		2015
	2018	477,897,755
10 2		2018 10 12
	2015	2015
17.312		17.512
2018 11 6		
		2015
17.512 /	17.312 /	4,636,630
2019 2 22		2015
	3	2015
2015		,
287,990		2015
2019 4 24		4,348,640
	2018	2015
2015		2015
	4,348,640	2015

3

2017 4 24 < 2017

2017 > < 2017

2017 5 9 2016 2017

2017 > 2017

2017 5 15 2017

2017 6 30 2017

2017 2017

2017 8 25 2017 2016 2017 2016 2017

2017 24.75 24.691

2018 1 26 2017 2017

2016 17 2017 444,600

			2018		477,897,755	
	10	2	2018	10	12	2017
			2017			13.634
13.434						
2018	11	6				2017
13.634 /		13.434 /	7,820,131			
2019	2	22				2017
			6			2017
2017				2016		

3

1



2



3

4

	Nexgo Global Limited		5	
XGD MACAU LIMITED	Nexgo Global Limited	4.9		98%
0.1	2%			

1

1



2



2

3

1

2

4


5



6

1

2



3

4

7

1

	27,773,815.42	49,459,435.51
	27,773,815.42	49,459,435.51

1

1)

--	--	--

2)

--	--

3)

--	--	--	--

4)

--	--

2

1)

	65.40		9.98		5.42	953.02		.51		51
--	-------	--	------	--	------	--------	--	-----	--	----

1			
1	4,486,174.22	224,308.71	5.00%
1 2	7,361,847.75	1,472,369.55	20.00%
2 3	8,532,943.43	4,266,471.72	50.00%
	20,380,965.40	5,963,149.98	29.26%

2)

2,737,632.47

--	--	--

3)

--	--

--	--	--	--	--	--

4)

		(%)	
	13,356,000.00	39.59	---
	6,811,800.00	20.19	3,405,900.00
	5,430,618.30	16.10	970,552.22
	1,831,153.00	5.43	851,233.20

	711,882.86	2.11	351,025.93
	28,141,454.16	83.42	5,578,711.35

5)

6)

2

		9,000,000.00
	4,693,931.34	47,120,119.52
	4,693,931.34	56,120,119.52

1

1)

3

1)

	5,892,590.22		1,198,658.88	20.34%	4,693,931.34	52,107,972.99		4,987,853.47	9.57%	47,120,119.52
	5,892,590.22	100%	1,198,658.88	20.34%	4,693,931.34	52,107,972.99	100%	4,987,853.47	9.57%	47,120,119.52

1			
1	1,013,531.82	50,676.59	5.00%
1 2	683,499.59	136,699.92	20.00%
2 3	353,368.88	176,684.44	50.00%
3	834,597.93	834,597.93	100.00%
	2,884,998.22	1,198,658.88	41.55%

2)

3,789,194.59

--	--	--

3)

--	--

--	--	--	--	--	--

4)

	512,359.52	517,669.36
	2,212,752.94	
	159,885.76	190,837.71
		8,600,000.00
	3,007,592.00	37,322,548.09
		5,476,917.83
	5,892,590.22	52,107,972.99

5)

		3,000,000.00	1		50.91%
		595,737.60	1 2		10.11%
		411,706.57	1		6.99%
		100,000.00	3 4		1.70%
		200,000.00	4 5		3.39%
		243,269.25	2 3		4.13%
	--	4,550,713.42	--		77.23%

6)

--	--	--	--	--

--	--	--	--	--	--	--

7)

8)

3

	2,545,920,513.11	24,989,932.23	2,520,930,580.88	1,898,511,904.43	22,238,365.25	1,876,273,539.18
	0.00	0.00	0.00	0.00	0.00	0.00
	2,545,920,513.11	24,989,932.23	2,520,930,580.88	1,898,511,904.43	22,238,365.25	1,876,273,539.18

1

Nexgo Global Limited		4,181,500.00		4,181,500.00		

	-24,960,551.99	477,567.73
	15,863,057.27	556,500.00
	15,969,033.82	
	136,871,539.10	288,048,296.32

6

1

	1,194,834.74	
	26,225,674.80	
	17,954,288.03	
	-241,253.36	
	15,969,033.82	
	911,533.73	
	4,660.31	
	60,186,383.99	--

1

1

2

		/	/
	11.92%	0.520	0.520
	9.02%	0.39	0.39

--	--	--	--

3

1

2

3

4

2018