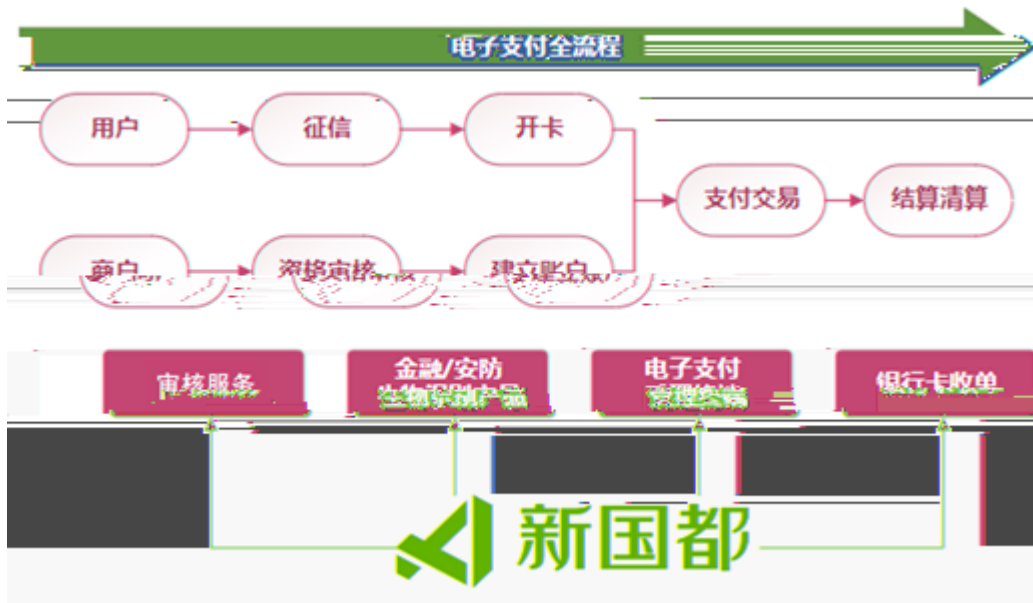


- 
- 
- 
  
- 


---

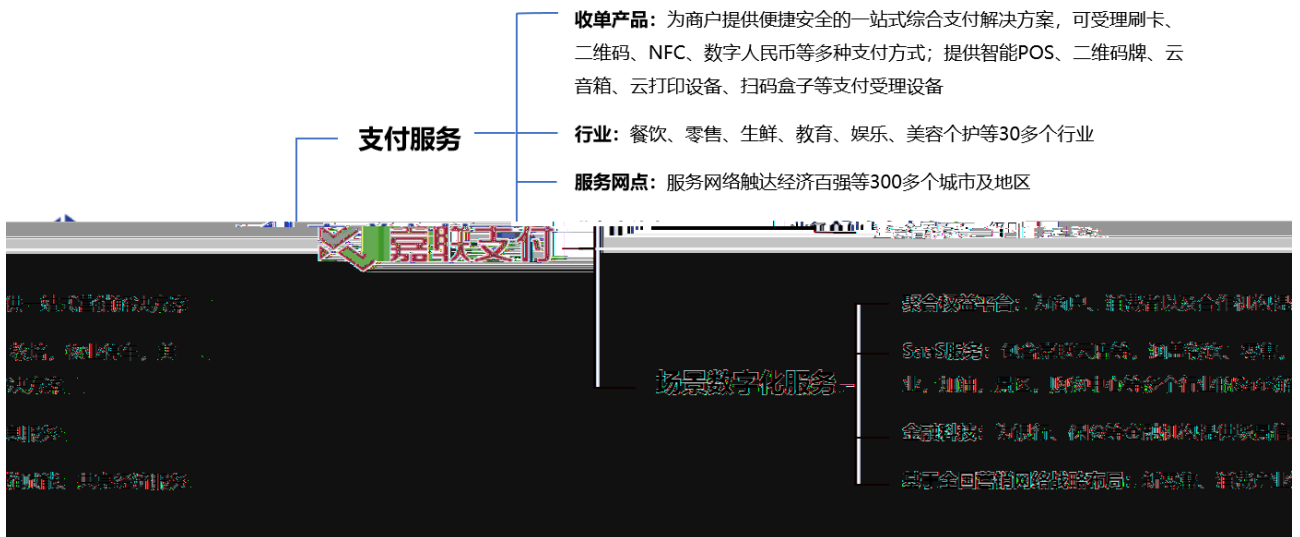
		BCG		2020	
9.5%	10	2031		2022	3.3
	2022		2022		
				141.67	
3.68%		4,626.49	4,805.77		5.27% 8.84%
	2,789.65	3,110.13		1.45%	4.5%
				2022	
440.04	96.70		31.68%	21.48%	1.77
3,883.38	2022	6			(
)					
2022					
		6			
				2022	8 31 15
	3.6	1,000.4			560



1

SaaS

+



2

1

POS

POS

POS

POS

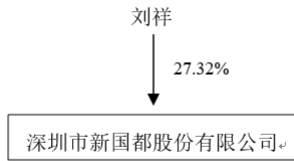
POS

3





--	--



(本页无正文, 为《深圳市新国都股份有限公司 2022 年年度报告摘要》签字页)

深圳市新国都股份有限公司

法定代表人(签字)

