



2013

2014-051

2014 04

)

(

| | |
|-------|-----|
| | 2 |
| | 5 |
| | 7 |
| | 10 |
| | 33 |
| | 43 |
| | 48 |
| | 53 |
| | 55 |
| | 137 |

| | 2001 07 31 | | 4403012070860 | 440301731102852 | 73110285-2 |
|--|------------|--|-----------------|-----------------|------------|
| | 2008 04 25 | | 440301103074776 | 440301731102852 | 73110285-2 |
| | 2008 07 18 | | 440301103074776 | 440301731102852 | 73110285-2 |
| | 2010 11 03 | | 440301103074776 | 440301731102852 | 73110285-2 |
| | 2011 07 31 | | 440301103074776 | 440301731102852 | 73110285-2 |

| | 2013 | 2012 | (%) | 2011 |
|---|------------------|------------------|---------|------------------|
| | 499,177,767.74 | 495,075,044.67 | 0.83% | 341,596,897.96 |
| | 309,530,557.90 | 294,528,706.61 | 5.09% | 160,292,089.18 |
| | 22,310,613.40 | 38,266,973.23 | -41.7% | 58,942,921.95 |
| | 56,599,098.77 | 68,111,240.28 | -16.9% | 83,978,636.54 |
| | 54,940,058.49 | 60,160,444.91 | -8.68% | 75,741,882.80 |
| | 44,885,149.02 | 56,226,757.63 | -20.17% | 74,066,985.63 |
| | 35,329,141.02 | -38,725,834.44 | 191.23% | 38,789,259.78 |
| / | 0.31 | -0.34 | 191.23% | 0.34 |
| / | 0.48 | 0.53 | -9.43% | 0.66 |
| / | 0.48 | 0.53 | -9.43% | 0.66 |
| % | 5.45% | 6.28% | -0.83% | 8.38% |
| % | 4.46% | 5.87% | -1.41% | 8.2% |
| | 2013 | 2012 | (%) | 2011 |
| | 114,300,000.00 | 114,300,000.00 | 0% | 114,300,000.00 |
| | 1,252,877,050.22 | 1,224,882,262.42 | 2.29% | 1,113,335,401.38 |
| | 216,942,029.62 | 238,122,676.79 | -8.89% | 175,304,008.90 |
| | 1,033,002,391.82 | 983,777,333.33 | 5% | 935,046,888.42 |
| / | 9.04 | 8.61 | 5% | 8.18 |
| % | 17.32% | 19.44% | -2.12% | 15.75% |

1

| | | | | |
|--|---------------|---------------|------------------|----------------|
| | | | | |
| | | | | |
| | 54,940,058.49 | 60,160,444.91 | 1,033,002,391.82 | 983,777,333.33 |
| | | | | |

2

| | | | | |
|--|---------------|---------------|------------------|----------------|
| | | | | |
| | | | | |
| | 54,940,058.49 | 60,160,444.91 | 1,033,002,391.82 | 983,777,333.33 |
| | | | | |

3

| | 2013 | 2012 | 2011 | |
|--|---------------|--------------|--------------|----|
| | 9,613,916.23 | -23,972.02 | | |
| | 550,500.00 | 4,417,500.00 | 2,054,085.00 | |
| | -109,670.13 | -439,265.70 | -70,353.04 | |
| | -163.37 | 20,575.00 | 308,834.79 | |
| | 10,054,909.47 | 3,933,687.28 | 1,674,897.17 | -- |

1 —

1 —

1

100%

2014 2
37,735,849

18,867,924

2.8

NBA

NBA

2

2013

4,300.76

19,736.12

21.79%

2014

3

4

2009

2013 3 28

2014

5

1

2013

POS

5,489.04

49,917.78
8.76%

0.83%

5,659.91

16.90%

1

IPD

CBB

2

Cards Middle East

&

Cartes Identification

3

BOM

ERP

VMI

4

“ ”

5

IBM

2

1

1)

POS

POS

POSjjk,EFqs382Pm&K&G;_

| | | | | | |
|--|----------------|-------|----------------|-------|--------|
| | 21,379,896.78 | 6.92% | 18,841,362.08 | 6.41% | 13.47% |
| | 309,075,911.40 | 100% | 293,688,072.41 | 100% | 5.24% |

5)

| | 2013 | 2012 | % | |
|--|----------------|----------------|---------|--|
| | 76,460,971.07 | 75,653,382.18 | 1.07% | |
| | 109,144,189.66 | 93,999,504.84 | 16.11% | |
| | -14,766,249.01 | -19,561,957.96 | 24.52% | |
| | 1,708,663.80 | 7,953,047.13 | -78.52% | |

6)

76,757,353.10

15.38%

| | 2013 | 2012 | 2011 |
|---|---------------|---------------|---------------|
| | 76,757,353.10 | 66,553,514.04 | 46,014,535.73 |
| % | 15.38% | 13.44% | 13.47% |
| | 0.00 | 0.00 | 0.00 |
| % | 0% | 0% | 0% |
| % | 0% | 0% | 0% |

7)

| | 2013 | 2012 | % |
|--|----------------|----------------|---------|
| | 599,673,731.54 | 561,513,312.90 | 6.8% |
| | 564,344,590.52 | 600,239,147.34 | -5.98% |
| | 35,329,141.02 | -38,725,834.44 | 191.23% |

| | | | |
|--|----------------|----------------|----------|
| | 16,420,000.00 | 5,240,000.00 | 213.36% |
| | 75,031,038.28 | 27,161,799.69 | 176.24% |
| | -58,611,038.28 | -21,921,799.69 | -167.36% |
| | 15,618,641.52 | 73,379,942.10 | -78.72% |
| | 5,715,000.00 | 71,058,019.36 | -91.96% |
| | 9,903,641.52 | 2,321,922.74 | 326.53% |
| | -13,378,255.74 | -58,328,884.62 | 77.06% |

30%

191.23%

213.36%,

176.24%,

167.36%,

78.72%

2013

POS

2013

2013

2013

2013

76,757,353.10

2012

1.94

2013

| | | |
|--|----------------|----------------|
| | 35,405,633.76 | 14,546,542.74 |
| | 25,736,051.28 | 7,655,196.94 |
| | 19,145,876.92 | 6,230,575.29 |
| | 4,067,071.55 | 1,981,877.32 |
| | 498,376,442.74 | 189,300,531.34 |

2) 10%

| | | | (%) | % | % | % |
|-----|----------------|----------------|--------|---------|---------|--------|
| | 498,376,442.74 | 309,075,911.40 | 37.98% | 0.82% | 5.24% | -2.6% |
| POS | 477,134,982.20 | 304,945,722.24 | 36.09% | 0.34% | 5% | -2.84% |
| | 149,133,533.76 | 90,342,158.92 | 39.42% | -22.29% | -25.78% | 2.85% |
| | 89,831,793.50 | 56,535,452.63 | 37.07% | -14.03% | 1.43% | -9.6% |
| | 102,059,465.18 | 62,527,125.79 | 38.73% | 21.68% | 26.93% | -2.53% |
| | 72,997,016.79 | 45,730,732.84 | 37.35% | 40.51% | 42.96% | -1.07% |

3)

3

3

1)

| | 2013 | | 2012 | | % | |
|--|----------------|--------|----------------|--------|--------|---|
| | | % | | % | | |
| | 683,052,556.30 | 54.52% | 701,383,709.54 | 57.26% | -2.74% | |
| | 182,477,850.98 | 14.56% | 196,696,956.51 | 16.06% | -1.5% | , |
| | 114,059,740.80 | 9.1% | 138,234,413.14 | 11.29% | -2.19% | , |
| | 25,183,414.22 | 2.01% | 7,006,212.95 | 0.57% | 1.44% | |
| | 20,644,745.93 | 1.65% | 21,624,244.20 | 1.77% | -0.12% | |

| | | | | | | |
|--|---------------|-------|---------------|-------|-------|--|
| | 73,749,092.60 | 5.89% | 17,512,551.40 | 1.43% | 4.46% | |
|--|---------------|-------|---------------|-------|-------|--|

2)

3)

4**5**

1)

| | | | | |
|-----------|-----------|----------|------------|----------|
| 2010 | 64,633.49 | 41,016.4 | 2013 12 31 | 2,447.31 |
| 26,391.03 | | | 10,946.24 | |
| | 15,200 | | | |

3)

| | () | (1) | (2) | (%)(3) (2)/(1) | | | | | | | |
|------------|-----|--------|--------|-------------------|-----------|---------------|---------------|--------|----------|------|----|
| 1. | | 2,690 | 2,690 | 1,967.88 | 73.16% | 2012 12 10 | 0 | | | | |
| 2. | | 5,621 | 5,621 | 626.18 | 2,447.3 | 43.54% | 2013 12 31 | 668.49 | 1,040.79 | | |
| 3. | | 15,306 | 15,306 | 5,317.07 | 5,946.24 | 38.85% | 2015 12 31 | 0 | | | |
| 4. | | | | 829.61 | | | | | | | |
| | -- | 23,617 | 23,617 | 5,943.25 | 11,191.03 | -- | -- | 668.49 | 1,040.79 | -- | -- |
| 1. | | 13,500 | 13,500 | 5,000 | 37% | 2014 12 31 | 0 | | | | |
| 2.. 20% | | 2,000 | 2,000 | 2,000 | 2,000 | 100% | 2013 01 11 | 216 | 216 | | |
| | -- | 8,200 | 8,200 | 8,200 | 100% | -- | -- | -- | -- | -- | -- |
| | -- | 23,700 | 23,700 | 2,000 | 15,200 | -- | -- | 216 | 216 | -- | -- |
| | -- | 47,317 | 47,317 | 7,943.25 | 26,391.03 | -- | -- | 884.49 | 1,256.79 | -- | -- |
| | 1 “ | ” | | | | | | | | 2010 | 6 |
| | “2 | ” | | | | | | | | 2010 | 2 |

| | |
|--|--|
| | <p style="text-align: center;">“ ”</p> <p style="text-align: center;">2</p> <p style="text-align: right;">197</p> <p style="text-align: center;">2 “ ”</p> <p style="text-align: center;">“ 0.7 R 1.2 30% 15 45%”</p> <p style="text-align: center;">“ 0.7 R 1.2 30% 10 45%”</p> <p style="text-align: center;">2012 4 26 2011</p> <p style="text-align: center;">“ ”</p> |
| | <p style="text-align: center;">“ ” “ ”</p> <p style="text-align: center;">2</p> <p style="text-align: center;">2012 8 27 2012</p> <p style="text-align: center;">“ ”</p> <p style="text-align: right;">1</p> |
| | <p>1 2011 2011 3 21</p> <p style="text-align: right;">, 2011</p> <p>4 1 1 2012</p> <p>8 27 2012 “</p> <p style="text-align: center;">” 1 2</p> <p>2011 8 5 “</p> <p style="text-align: center;">” () 1.35</p> <p style="text-align: center;">3 2011 10 25</p> <p style="text-align: right;">4,500</p> <p style="text-align: center;">2011 10 4,500</p> <p>4 2012 8 27 2012</p> <p style="text-align: right;">3,700</p> <p>2012 8 3,700 5 2012</p> <p>12 10 20%</p> <p style="text-align: right;">2,000 20%</p> <p>2013 1 5 2,000 1,600</p> <p>400 2013 2 28</p> |
| | |
| | |

| | | | | |
|--|-----------|------------|----------|----------|
| | 2012 4 26 | 2011 | | “ |
| | ” | “ | ” | 15,306 |
| | 2,500 | 12,806 | | |
| | | | | |
| | 2012 4 26 | 2011 | | “ |
| | ” | 2011 | | 1,475.71 |
| | | | | 1,475.71 |
| | | 2012 5 2 | 2012 5 3 | |
| | | | | |
| | | 2010 12 31 | | 1,293 |
| | | [2010]2404 | | |
| | | 2011 3 3 | | 1293 , |
| | 2011 4 21 | . | | |
| | | | | |
| | | | | |
| | “ | ” | | 829.6 |
| | | | | |
| | | | | |

4)

| | (1) | (2) | (%) (3) = (2) / (1) | | | | | |
|--|--------|----------|---------------------|--------|------------|--|---|--|
| | 15,306 | 5,317.08 | 5,946.24 | 38.85% | 2015 12 31 | | 0 | |

| | | | | | | | | | |
|-----|----|--------|----------|-----------|------|--------|---|----|-------|
| -- | | 0 | 0 | 0 | 0% | | 0 | | |
| | -- | 15,306 | 5,317.08 | 5,946.24 | -- | -- | 0 | -- | -- |
| | | | 1 | 2012 3 31 | | | | | |
| | | | | 2012 4 26 | 2011 | | | | |
| | | | | | " | | " | | |
| | | | | | " | | " | | |
| | | | | " | " | 15,306 | | | 2,500 |
| () | | | | 12,806 | | | | | |
| | | | | 1,475.71 | | | | | |
| | | | | | | 2 | | | |
| | | | | | | 2 | | | |
| | | | | | | | | | 2012 |
| | | | 8 27 | 2012 | | | | | |
| | | | " | " | | | | 1 | |
| () | | | | | | | | | |
| | | | | | | | | | |

5)

| | | | | | |
|--|--|--|--|--|--|
| | | | | | |
|--|--|--|--|--|--|

Exadigm, Inc

8)

9)

6

| | | | | | | | () | () | |
|--|--|--|--|----------------|----------------|----------------|---------------|---------------|---------------|
| | | | | 110,000,000.00 | 291,131,349.99 | 253,065,346.71 | 48,452,287.17 | 1,658,319.50 | 16,598,674.42 |
| | | | | 13,000,000.00 | 65,068,078.49 | 59,519,686.86 | 47,933,923.16 | 40,713,360.72 | 45,124,012.29 |
| | | | | 3,000,000.00 | 1,562,810.48 | 1,028,093.19 | 63,611.85 | -438,563.76 | -441,125.61 |
| | | | | 278,060,000.00 | 272,227,316.47 | 264,944,387.26 | 0.00 | -918,954.13 | -918,954.13 |
| | | | | 10,526,316.00 | 72,561,257.51 | 50,176,689.82 | 30,969,836.36 | 11,275,844.02 | 10,842,303.81 |

1

“ ”

2011 5 19

“

”

“

”

“

”

2007 11 27

11,000

2013 12 31

29,131,349.99

253,065,346.71

0.73%

5.03%

2013

48,452,287.17

58.25%

1,658,319.50 ,

98%

16,598,674.42

80.09%

2

“ ”

| | | | | |
|---------------|---------------|-----------------|---------------------|-----------------|
| | 2009 4 24 | 1,300 | | |
| | 2013 12 31 | 65,068,078.49 | 59,519,686.86 , | 260.63% 313.46% |
| 2013 | 47,933,923.16 | 262.14% | 40,713,360.72 , | 6,008.72%; |
| 45,124,012.29 | 1,638.68% | | | |
| 3 | | “ | ” | |
| | 2009 6 8 | 300 | | “ ” |
| | 2013 12 31 | 1,562,810.48 | 1,028,093.19 | 22.22% 30.02% |
| 2013 | 63,611.85 | 37.98%; | -438,563.76 , | 15.39%; |
| -441,125.61 | 8.90% | | | |
| 4 | | “ | ” | |
| | 2011 8 23 | 27,806 | 26,606 | |
| “ | ” | “ | ” | |
| | | | 94.6% | 5.4% |
| | 2013 12 31 | 272,227,316.47 | 264,944,387.26 | 1.32% 0.35% |
| 2013 | 0 | -918,954.13 , | 2,103.77% | |
| 5 | | “ | ” | |
| | 1999 6 2 | 1052.6316 | | POS |
| | 2013 1 11 | | | |
| 80% | 20% | | | |
| | 2013 12 31 | 72,561,257.51 , | 50,176,689.82 ,2013 | 30,969,836.36 , |
| 10,842,303.81 | | | | |
| 7 | | | | |

6.59% 8.92% 16.74 9.64 212.86% 317.56% 2013
153.38 9.22 56.06% 48.57% ”

2

3

“ ” “ ”

4

2

1

“ ”


2

2

1

1 “ ”

新国都互联网业务战略拓展规划图



“ ” “ ”

2011

S-POS

POS

2009

POS

POS

2

,

2014 2

“ ”

2 2014

2014

1

2014

“IBM

”

2

2014

3

2014

4

KPI

5

2014

3

1 100%

2014 2
37,735,849

18,867,924 2.8

NBA

NBA

2

2013 4,300.76 19,736.12

21.79%

2014

3

4

2009

2013 3 28

2014

5

3

1

1

2

3

4

2

1

18,867,924

2.8

“ ”

2012

2012 -2014

10%

2013 4 26
10

2012
0.5

2012
,
2013 5 16

571.5

114,300,000

2012

| | |
|--|--|
| | |
| | |
| | |
| | |
| | |
| | |
| | |

| | | |
|-------------|----|---------------|
| 10 | | 0 |
| 10 | | 1.00 |
| 10 | | 0 |
| | | 114,300,000 |
| | | 11,430,000.00 |
| | | 88,124,816.91 |
| | | 100% |
| | | |
| 10% | | |
| | | |
| 114,300,000 | 10 | 1.00 |

3

1.2012 4 26 2011 2011 2011 12 31 11,430
 10 1.00 1,143
 2.2013 4 26 2012 2012 11,430
 10 0.5 , 571.5
 3. 2013 11,430 10 1.00
 , 1,143
 2013

| | | | % |
|------|---------------|---------------|--------|
| 2013 | 11,430,000.00 | 54,940,058.49 | 20.8% |
| 2012 | 5,715,000.00 | 60,160,444.91 | 9.5% |
| 2011 | 11,430,000.00 | 75,741,882.80 | 15.09% |

1

2010 12 15

2

1

2

Ä3 3

| | | | | | |
|------------|--|--|--|--|--|
| 2013 11 28 | | | | | |
| 2013 12 04 | | | | | |

1

| | | | 2 | 3 | 4 | (%) | | | 5 | |
|--|-----|-------|---|---|-----|-------|--|--|---------------|-------------------|
| | 20% | 2,000 | | | 216 | 3.94% | | | 2013 01 11 | www.cninfo.com.cn |

1.2012 12 10

2000

20%

2014 1 11

20%

2.2014 2 20

2

| | | | | | | | | | | | | | |
|--|-----|-------------|-------|---|---|--------|--|--|--|--|--|---------------|---------------------------|
| | | | | | 3 | | | | | | | | |
| | | | | | | (%) | | | | | | | |
| | 49% | 2013 3 8 | 1,300 | 0 | | 16.59% | | | | | | 2013 03 08 | www.cn info.co m.cn |

49%

1,300 2013 3 8
2013 4 1,300

3

4

2014 2 21

www.cninfo.com.cn

2014

1

2

3

4

5

1

1

10%

2

10%

3

10%

2

3

1

2

3


4

1

5%

| | | | | | |
|--|--|--|------------|--|--|
| | | | | | |
| | | | | | |
| | | | | | |
| | | | | | |
| | | | 2010 09 30 | | |

| | | | | | |
|--|----|------|------------|--|--|
| | | | | | |
| | | 25% | 2010 09 30 | | |
| | 11 | 2010 | | | |
| | | “ | | | |



| | | | | | |
|--|--------|--|------------|--|--|
| | 2 | | | | |
| | 3 | | | | |
| | () | | 2010 09 30 | | |
| | | | 2010 09 30 | | |
| | | | 2010 09 30 | | |

| | |
|--|--|
| | |
|--|--|

| | | |
|--|--|--|
| | | |
|--|--|--|

| |
|--|
| |
|--|

2013
10 18
2014 10
18
2013 09 22

| | |
|--|----|
| | |
| | 45 |
| | |
| | |

5%

1

| | | (%) | | | | | | | (%) |
|---|-------------|--------|--|--|--|-------------|-------------|-------------|--------|
| | 66,555,000 | 58.23% | | | | -15,862,500 | -15,862,500 | 50,692,500 | 44.36% |
| 3 | 66,555,000 | 58.23% | | | | -15,862,500 | -15,862,500 | 50,692,500 | 44.36% |
| | 66,555,000 | 58.23% | | | | -15,862,500 | -15,862,500 | 50,692,500 | 44.36% |
| | 47,745,000 | 41.77% | | | | 15,862,500 | 15,862,500 | 63,607,500 | 55.64% |
| 1 | 47,745,000 | 41.77% | | | | 15,862,500 | 15,862,500 | 63,607,500 | 55.64% |
| | 114,300,000 | 100% | | | | 0 | 0 | 114,300,000 | 100% |

2013 10 21

25,380,000

22.20%

15,862,500

13.88%

2

| | 540,000 | | | 540,000 | | -- |
|--|------------|------------|--|------------|--|------------|
| | 38,070,000 | | | 38,070,000 | | 2014-10-18 |
| | 12,690,000 | 12,690,000 | | 0 | | -- |
| | 540,000 | | | 540,000 | | -- |
| | 810,000 | | | 810,000 | | -- |
| | 12,690,000 | 3,172,500 | | 9,517,500 | | |

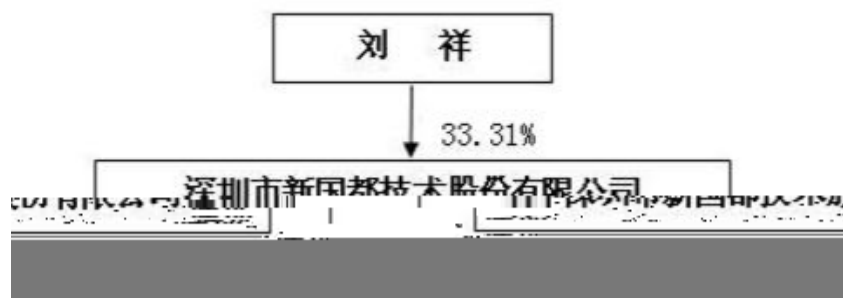
| | | | | | | | |
|----|--|-------|------------|----------|---------|------------|------------|
| | | | 0 | | | | |
| | | 11.1% | 12,690,000 | | 0 | 12,690,000 | |
| | | | 0 | | | 0 | |
| | | 0.94% | 1,080,000 | | 810,000 | 270,000 | |
| | | 0.94% | 1,080,000 | | 0 | 1,080,000 | |
| | | 0.87% | 990,000 | | 0 | 990,000 | |
| | | 0.77% | 885,000 | | 0 | 885,000 | |
| | | 0.67% | 767,553 | | 0 | 767,553 | |
| | | 0.66% | 750,000 | | 0 | 750,000 | |
| | | 0.59% | 675,000 | -225,000 | 675,000 | 0 | |
| | | | | | | | |
| 10 | | | | | | | |
| | | | | | | | |
| | | | | | | | |
| | | | | | | 12,690,000 | 12,690,000 |
| | | | | | | 3,172,500 | 3,172,500 |
| | | | | | | 1,080,000 | 1,080,000 |
| | | | | | | 990,000 | 990,000 |
| | | | | | | 885,000 | 885,000 |
| | | | | | | 767,553 | 767,553 |
| | | | | | | 750,000 | 750,000 |
| | | | | | | 495,402 | 495,402 |
| | | | | | | 450,000 | 450,000 |
| 1 | | | | | | 436,000 | 436,000 |
| 10 | | | | | | | |
| 10 | | | | | | | |
| 10 | | | | | | | |

2

| | | |
|----|--|--|
| | | |
| | | |
| 5 | | |
| 10 | | |

3

| | | |
|----|--|--|
| | | |
| | | |
| 5 | | |
| 10 | | |



4 10%

5 10

| | 38,070,000 | 2014 10 18 | | |
|--|------------|------------|-----------|--|
| | 9,517,500 | | 3,172,500 | |
| | 810,000 | | | |
| | 675,000 | | | |
| | 540,000 | | | |
| | 540,000 | | | |
| | 540,000 | | | |

1

| | | | 47 | | 38,070,000 | 0 | 0 | 38,070,000 | | | | | |
|--|--|--|----|--|------------|---|---------|------------|--|--|--|--|--|
| | | | 43 | | 12,690,000 | 0 | 0 | 12,690,000 | | | | | |
| | | | 51 | | 720,000 | 0 | 180,000 | 540,000 | | | | | |
| | | | 45 | | 720,000 | 0 | 180,000 | 540,000 | | | | | |
| | | | 47 | | 0 | 0 | 0 | 0 | | | | | |
| | | | 41 | | 0 | 0 | 0 | 0 | | | | | |
| | | | 46 | | 0 | 0 | 0 | 0 | | | | | |
| | | | 47 | | 0 | 0 | 0 | 0 | | | | | |
| | | | 45 | | 0 | 0 | 0 | 0 | | | | | |
| | | | 46 | | 0 | 0 | 0 | 0 | | | | | |
| | | | 56 | | 900,000 | 0 | 225,000 | 675,000 | | | | | |

| | | | | | | | | | | | | | |
|--|----|----|----|----|------------|---|---------|------------|---|---|---|---|----|
| | | | 38 | | 1,080,000 | 0 | 0 | 1,080,000 | | | | | |
| | | | 38 | | 0 | 0 | 0 | 0 | | | | | |
| | | | 45 | | 720,000 | 0 | 180,000 | 540,000 | | | | | |
| | -- | -- | -- | -- | 54,900,000 | 0 | 765,000 | 54,135,000 | 0 | 0 | 0 | 0 | -- |

2

5

1

47

2001

43

MBA

51

45

41

2007

46

47

45

46

2

56

38

38

3

47

45

| | | | 2007 08 08 | | |
|--|--|--|---------------|--|--|
| | | | 2005 10 18 | | |
| | | | 1998 08 28 | | |
| | | | 2007 06 13 | | |
| | | | 2007 02 22 | | |

| | | | | | |
|--|--|--|--|------|-------|
| | | | | | |
| | | | | | |
| | | | | 2013 | 309.6 |

| | | | 47 | | 20.5 | | 20.5 |
|--|--|--|----|--|------|--|------|
| | | | 43 | | 39 | | 39 |
| | | | 51 | | 44 | | 44 |

| | | | | | | | |
|--|----|----|----|----|-------|---|-------|
| | | | | | | | |
| | | | 45 | | 44 | | 44 |
| | | | 47 | | 34.8 | | 34.8 |
| | | | 41 | | 6.3 | | 6.3 |
| | | | 46 | | 6.3 | | 6.3 |
| | | | 47 | | 6.3 | | 6.3 |
| | | | 45 | | 6.3 | | 6.3 |
| | | | 46 | | 6.3 | | 6.3 |
| | | | 56 | | 25.4 | | 25.4 |
| | | | 38 | | 11.7 | | 11.7 |
| | | | 38 | | 30.2 | | 30.2 |
| | | | 45 | | 28.5 | | 28.5 |
| | -- | -- | -- | -- | 309.6 | 0 | 309.6 |

2013 12 31

1028

| | | | | | |
|-----|-------|-------|-------|------|------|
| | | | | | |
| | 242 | 274 | 436 | 76 | 1028 |
| (%) | 23.54 | 26.66 | 42.41 | 7.39 | 100 |

| | | | | | |
|--|-----|-----|----|-----|------|
| | | | | | |
| | 445 | 176 | 91 | 316 | 1028 |

| | | | | | |
|---|-------|-------|------|-------|--------|
| % | 43.29 | 17.12 | 8.85 | 30.74 | 100.00 |
|---|-------|-------|------|-------|--------|

| | | | | | |
|---|-------|-------|-------|------|--------|
| | | | | | |
| | 30 | 30—40 | 40—50 | 50 | |
| | 759 | 213 | 49 | 7 | 1028 |
| % | 73.83 | 20.72 | 4.77 | 0.68 | 100.00 |

1

2

3

9

4

4

3

1

5

6

www.cninfo.com.cn

7

1

| | | | |
|------|------------|--|------------|
| | | | |
| 2012 | 2013 04 26 | | 2013 04 26 |

| | | | |
|--|--|-------------------|--|
| | | www.cninfo.com.cn | |
|--|--|-------------------|--|

2

| | | | |
|------|------------|-------------------|------------|
| | | | |
| 2013 | 2013 08 22 | www.cninfo.com.cn | 2013 08 22 |

| | | | |
|--|------------|-------------------|------------|
| | | | |
| | 2013 03 08 | www.cninfo.com.cn | 2013 03 11 |
| | 2013 03 28 | www.cninfo.com.cn | 2013 03 30 |
| | 2013 04 24 | | |
| | 2013 07 31 | www.cninfo.com.cn | 2013 08 02 |
| | 2013 10 23 | www.cninfo.com.cn | 2013 10 24 |
| | 2013 12 30 | www.cninfo.com.cn | 2014 01 03 |

2010 12 15

1

| | | |
|--|------------------|------------------|
| | | |
| | | |
| | 683,052,556.30 | 701,383,709.54 |
| | | |
| | | |
| | | |
| | 75,753,289.04 | 60,867,821.00 |
| | 182,477,850.98 | 196,696,956.51 |
| | 3,142,175.68 | 1,823,562.29 |
| | | |
| | | |
| | | |
| | 3,695,225.62 | 1,811,016.06 |
| | | |
| | 7,580,762.66 | 9,158,420.99 |
| | | |
| | 114,059,740.80 | 138,234,413.14 |
| | | |
| | 20,378,488.16 | 23,319,853.56 |
| | 1,090,140,089.24 | 1,133,295,753.09 |
| | | |
| | | |
| | | |
| | | |
| | 25,183,414.22 | 7,006,212.95 |
| | | |
| | 20,644,745.93 | 21,624,244.20 |
| | 73,749,092.60 | 17,512,551.40 |
| | | |
| | | |

| | | |
|--|------------------|------------------|
| | | |
| | | |
| | 33,293,886.82 | 33,684,575.52 |
| | | |
| | | |
| | 3,222,778.31 | 4,174,930.19 |
| | 6,643,043.10 | 7,583,995.07 |
| | | |
| | 162,736,960.98 | 91,586,509.33 |
| | 1,252,877,050.22 | 1,224,882,262.42 |
| | | |
| | | |
| | | |
| | | |
| | | |
| | | |
| | 49,183,745.40 | 65,310,843.82 |
| | 74,123,765.00 | 53,356,142.23 |
| | 46,289,742.82 | 67,448,158.50 |
| | | |
| | | |
| | 17,013,087.82 | 15,987,908.63 |
| | 9,088,812.79 | 23,279,145.06 |
| | | |
| | | |
| | 8,372,875.79 | 3,290,478.55 |
| | | |
| | | |
| | | |
| | | |
| | | |
| | | |
| | 204,072,029.62 | 228,672,676.79 |
| | | |

| | | |
|--|------------------|------------------|
| | | |
| | | |
| | | |
| | | |
| | | |
| | | |
| | 12,870,000.00 | 9,450,000.00 |
| | 12,870,000.00 | 9,450,000.00 |
| | 216,942,029.62 | 238,122,676.79 |
| | | |
| | 114,300,000.00 | 114,300,000.00 |
| | 641,920,393.65 | 641,920,393.65 |
| | | |
| | | |
| | 14,194,970.80 | 12,716,911.13 |
| | | |
| | 262,587,027.37 | 214,840,028.55 |
| | | |
| | 1,033,002,391.82 | 983,777,333.33 |
| | 2,932,628.78 | 2,982,252.30 |
| | 1,035,935,020.60 | 986,759,585.63 |
| | 1,252,877,050.22 | 1,224,882,262.42 |

2

| | | |
|--|----------------|----------------|
| | | |
| | | |
| | 496,570,432.32 | 465,943,899.22 |
| | | |
| | 75,295,159.04 | 60,867,821.00 |
| | 182,078,650.98 | 196,154,629.51 |

| | | |
|--|------------------|------------------|
| | 2,969,376.32 | 1,697,162.29 |
| | 1,278,205.12 | 1,060,543.46 |
| | 30,000,000.00 | |
| | 8,643,585.04 | 8,261,057.23 |
| | 128,357,441.65 | 163,965,220.80 |
| | | |
| | 20,270,128.35 | 23,319,853.56 |
| | 945,462,978.82 | 921,270,187.07 |
| | | |
| | | |
| | | |
| | 414,243,414.22 | 396,066,212.95 |
| | | |
| | 18,996,781.30 | 19,777,535.79 |
| | | |
| | | |
| | | |
| | | |
| | 1,904,680.07 | 1,627,812.01 |
| | | |
| | | |
| | 3,222,778.31 | 4,174,930.19 |
| | 4,050,741.51 | 3,398,649.90 |
| | | |
| | 442,418,395.41 | 425,045,140.84 |
| | 1,387,881,374.23 | 1,346,315,327.91 |
| | | |
| | | |
| | 49,183,745.40 | 65,310,843.82 |
| | 299,137,824.39 | 233,403,861.62 |
| | 46,289,742.82 | 67,448,158.50 |

| | | |
|-----|----------------|----------------|
| | | |
| | 499,177,767.74 | 495,075,044.67 |
| | 499,177,767.74 | 495,075,044.67 |
| | | |
| | | |
| | | |
| | 488,150,652.15 | 457,438,852.94 |
| | 309,530,557.90 | 294,528,706.61 |
| | | |
| | | |
| | | |
| | | |
| | | |
| | 4,209,043.78 | 6,452,021.70 |
| | 76,460,971.07 | 75,653,382.18 |
| | 109,144,189.66 | 93,999,504.84 |
| | -14,766,249.01 | -19,561,957.96 |
| | 3,572,138.75 | 6,367,195.57 |
| “ ” | | |
| “ ” | 11,283,497.81 | 630,781.50 |
| | 2,168,460.76 | 630,781.50 |
| “ ” | | |
| “ ” | 22,310,613.40 | 38,266,973.23 |
| | 34,471,501.52 | 30,343,854.77 |
| | 183,016.15 | 499,587.72 |
| | | 23,972.02 |
| “ ” | 56,599,098.77 | 68,111,240.28 |

| | | |
|-----|---------------|---------------|
| | 1,708,663.80 | 7,953,047.13 |
| “ ” | 54,890,434.97 | 60,158,193.15 |
| | | |
| | 54,940,058.49 | 60,160,444.91 |
| | -49,623.52 | -2,251.76 |
| | -- | -- |
| | 0.48 | 0.53 |
| | 0.48 | 0.53 |
| | | |
| | 54,890,434.97 | 60,158,193.15 |
| | 54,940,058.49 | 60,160,444.91 |
| | -49,623.52 | -2,251.76 |

4

| | | |
|-----|----------------|----------------|
| | | |
| | 498,568,368.71 | 493,933,319.91 |
| | 415,552,171.76 | 409,214,224.92 |
| | 2,265,833.81 | 3,809,670.43 |
| | 58,314,643.26 | 64,284,696.95 |
| | 68,701,143.06 | 57,939,875.99 |
| | -8,556,653.02 | -13,508,969.29 |
| | 3,634,177.37 | 6,226,788.18 |
| “ ” | | |
| “ ” | 41,177,201.27 | 35,630,781.50 |
| | 2,062,164.22 | 630,781.50 |
| “ ” | -165,746.26 | 1,597,814.23 |
| | 14,475,967.98 | 17,180,182.57 |

| | | |
|-----|---------------|---------------|
| | 181,716.64 | 533,057.77 |
| | | 57,442.07 |
| “ ” | 14,128,505.08 | 18,244,939.03 |
| | -652,091.61 | -963,311.45 |
| “ ” | 14,780,596.69 | 19,208,250.48 |
| | -- | -- |
| | | |
| | | |
| | 14,780,596.69 | 19,208,250.48 |

5

| | | |
|--|----------------|----------------|
| | | |
| | | |
| | 556,881,342.92 | 510,402,728.69 |
| | | |
| | | |
| | | |
| | | |
| | | |
| | | |
| | | |
| | | |

| | | |
|--|----------------|----------------|
| | 325,684,719.84 | 357,546,435.19 |
| | | |
| | | |
| | | |
| | | |
| | | |
| | 96,755,361.69 | 83,275,839.27 |
| | 56,756,451.79 | 63,734,651.28 |
| | 85,148,057.20 | 95,682,221.60 |
| | 564,344,590.52 | 600,239,147.34 |
| | 35,329,141.02 | -38,725,834.44 |
| | | |
| | 13,000,000.00 | |
| | | |
| | | 40,000.00 |
| | | |
| | 3,420,000.00 | 5,200,000.00 |
| | 16,420,000.00 | 5,240,000.00 |
| | 54,679,533.03 | 24,040,549.69 |
| | 20,351,505.25 | 3,121,250.00 |
| | | |
| | | |
| | | |
| | 75,031,038.28 | 27,161,799.69 |
| | -58,611,038.28 | -21,921,799.69 |
| | | |
| | | |
| | | |

| | | |
|--|----------------|----------------|
| | | |
| | 15,618,641.52 | 73,379,942.10 |
| | 15,618,641.52 | 73,379,942.10 |
| | | |
| | 5,715,000.00 | 11,430,000.00 |
| | | |
| | | 59,628,019.36 |
| | 5,715,000.00 | 71,058,019.36 |
| | 9,903,641.52 | 2,321,922.74 |
| | | -3,173.23 |
| | -13,378,255.74 | -58,328,884.62 |
| | 684,132,811.94 | 742,461,696.56 |
| | 670,754,556.20 | 684,132,811.94 |

6

| | | |
|--|----------------|----------------|
| | | |
| | | |
| | 556,145,097.35 | 504,589,057.80 |
| | 13,403,388.80 | 12,889,382.57 |
| | 7,921,424.74 | 123,381,326.20 |
| | 577,469,910.89 | 640,859,766.57 |
| | 363,284,719.84 | 428,293,435.19 |
| | 75,262,934.80 | 65,464,216.67 |
| | 23,019,185.24 | 33,858,508.36 |
| | 77,995,922.02 | 80,248,121.08 |
| | 539,562,761.90 | 607,864,281.30 |
| | 37,907,148.99 | 32,995,485.27 |
| | | |

| | | |
|--|----------------|-----------------|
| | 13,000,000.00 | |
| | | 35,000,000.00 |
| | | 40,000.00 |
| | | |
| | 1,500,000.00 | 4,400,000.00 |
| | 14,500,000.00 | 39,440,000.00 |
| | 2,859,889.83 | 5,490,448.49 |
| | 20,351,505.25 | 239,181,250.00 |
| | | |
| | | |
| | 23,211,395.08 | 244,671,698.49 |
| | -8,711,395.08 | -205,231,698.49 |
| | | |
| | | |
| | | |
| | 12,098,676.69 | 68,429,419.53 |
| | 12,098,676.69 | 68,429,419.53 |
| | | |
| | 5,715,000.00 | 11,430,000.00 |
| | | 59,628,019.36 |
| | 5,715,000.00 | 71,058,019.36 |
| | 6,383,676.69 | -2,628,599.83 |
| | | -3,173.23 |
| | 35,579,430.60 | -174,867,986.28 |
| | 448,693,001.62 | 623,560,987.90 |
| | 484,272,432.22 | 448,693,001.62 |

7

| | 114,300,000.00 | 641,920,393.65 | | | 12,716,911.13 | | 214,840,028.55 | | 2,982,252.30 | 986,759,585.63 |
|-----|----------------|----------------|--|--|---------------|--|----------------|--|--------------|----------------|
| | | | | | | | | | | |
| | | | | | | | | | | |
| | | | | | | | | | | |
| | 114,300,000.00 | 641,920,393.65 | | | 12,716,911.13 | | 214,840,028.55 | | 2,982,252.30 | 986,759,585.63 |
| “ ” | | | | | 1,478,059.67 | | 47,746,998.82 | | -49,623.52 | 49,175,434.97 |
| | | | | | | | 54,940,058.49 | | -49,623.52 | 54,890,434.97 |
| | | | | | | | | | | |
| | | | | | | | 54,940,058.49 | | -49,623.52 | 54,890,434.97 |
| | | | | | | | | | | |
| 1 | | | | | | | | | | |
| 2 | | | | | | | | | | |
| 3 | | | | | | | | | | |
| | | | | | 1,478,059.67 | | -7,193,059.67 | | | -5,715,000.00 |
| 1 | | | | | 1,478,059.67 | | -1,478,059.67 | | | |
| 2 | | | | | | | | | | |
| 3 | | | | | | | -5,715,000.00 | | | -5,715,000.00 |
| 4 | | | | | | | | | | |

| | | | | | | | | | | |
|---|--------------------|--------------------|--|--|-------------------|--|--------------------|--|------------------|--------------------|
| 2 | | | | | | | | | | |
| 3 | | | | | | | | | | |
| | | | | | 1,920,8 25.05 | | -13,350, 825.05 | | | -11,430,00 0.00 |
| 1 | | | | | 1,920,8 25.05 | | -1,920,8 25.05 | | | |
| 2 | | | | | | | | | | |
| 3 | | | | | | | -11,430, 000.00 | | | -11,430,00 0.00 |
| 4 | | | | | | | | | | |
| | | | | | | | | | | |
| 1 | | | | | | | | | | |
| 2 | | | | | | | | | | |
| 3 | | | | | | | | | | |
| 4 | | | | | | | | | | |
| | | | | | | | | | | |
| 1 | | | | | | | | | | |
| 2 | | | | | | | | | | |
| | | | | | | | | | | |
| | 114,300, 000.00 | 641,920, 393.65 | | | 12,716, 911.13 | | 214,840, 028.55 | | 2,982,252 .30 | 986,759,58 5.63 |

8

| | | | | | | | | | | |
|--|--------------------|--------------------|--|--|--|-------------------|--|-------------------|--|--------------------|
| | | | | | | | | | | |
| | | | | | | | | | | |
| | 114,300,00 0.00 | 641,920,39 3.65 | | | | 12,716,911 .13 | | 80,537,279 .89 | | 849,474,58 4.67 |
| | | | | | | | | | | |

| | | | | | | | | |
|-----|----------------|----------------|--|--|---------------|---------------|----------------|--|
| | | | | | | | | |
| | | | | | | | | |
| | 114,300,000.00 | 641,920,393.65 | | | 12,716,911.13 | 80,537,279.89 | 849,474,584.67 | |
| “ ” | | | | | 1,478,059.67 | 7,587,537.02 | 9,065,596.69 | |
| | | | | | | 14,780,596.69 | 14,780,596.69 | |
| | | | | | | | | |
| | | | | | | 14,780,596.69 | 14,780,596.69 | |
| | | | | | | | | |
| 1 | | | | | | | | |
| 2 | | | | | | | | |
| 3 | | | | | | | | |
| | | | | | 1,478,059.67 | -7,193,059.67 | -5,715,000.00 | |
| 1 | | | | | 1,478,059.67 | -1,478,059.67 | | |
| 2 | | | | | | | | |
| 3 | | | | | | -5,715,000.00 | -5,715,000.00 | |
| 4 | | | | | | | | |
| | | | | | | | | |
| 1 | | | | | | | | |
| 2 | | | | | | | | |
| 3 | | | | | | | | |
| 4 | | | | | | | | |
| | | | | | | | | |
| 1 | | | | | | | | |
| 2 | | | | | | | | |
| | | | | | | | | |
| | 114,300,000.00 | 641,920,393.65 | | | 14,194,970.80 | 88,124,816.91 | 858,540,181.36 | |

| | 114,300,00 | 641,920,39 | | | 10,796,086 | | 74,679,854 | 841,696,33 |
|-----|------------|------------|--|--|------------|--|-------------|------------|
| | 0.00 | 3.65 | | | .08 | | .46 | 4.19 |
| | | | | | | | | |
| | | | | | | | | |
| | 114,300,00 | 641,920,39 | | | 10,796,086 | | 74,679,854 | 841,696,33 |
| | 0.00 | 3.65 | | | .08 | | .46 | 4.19 |
| “ ” | | | | | 1,920,825. | | 5,857,425. | 7,778,250. |
| | | | | | 05 | | 43 | 48 |
| | | | | | | | 19,208,250 | 19,208,250 |
| | | | | | | | .48 | .48 |
| | | | | | | | | |
| | | | | | | | 19,208,250 | 19,208,250 |
| | | | | | | | .48 | .48 |
| | | | | | | | | |
| 1 | | | | | | | | |
| 2 | | | | | | | | |
| 3 | | | | | | | | |
| | | | | | 1,920,825. | | -13,350,82 | -11,430,00 |
| | | | | | 05 | | 5.05 | 0.00 |
| 1 | | | | | 1,920,825. | | -1,920,825. | |
| | | | | | 05 | | 05 | |
| 2 | | | | | | | | |
| 3 | | | | | | | -11,430,00 | -11,430,00 |
| | | | | | | | 0.00 | 0.00 |
| 4 | | | | | | | | |
| | | | | | | | | |
| 1 | | | | | | | | |
| 2 | | | | | | | | |
| 3 | | | | | | | | |
| 4 | | | | | | | | |
| | | | | | | | | |

| | | | | | | | | |
|---|----------------|----------------|--|--|---------------|--|---------------|----------------|
| 1 | | | | | | | | |
| 2 | | | | | | | | |
| | | | | | | | | |
| | 114,300,000.00 | 641,920,393.65 | | | 12,716,911.13 | | 80,537,279.89 | 849,474,584.67 |

(“ ” “ ”) “

” 2001 7 31 300.00 120.00 40.00% 90.00
 30.00% 90.00 30.00%

[2001] 347 4403012070860

2001 12 12 30.00%
 70.00% 30.00% 2002 1 28

2004 5 21 1,200.00
 1,500.00 86.00%

14.00% 2004 5 31

(2004) 159

2007 12 13 2,500.00
 4,000.00 86.00% 14.00%

2007 12 20 [2007]152

2008 3 10 86.00%

4,449.64

13 2008 3 24

| | () | |
|--|-------|---------|
| | 2,115 | 52.875% |
| | 705 | 17.625% |
| | 705 | 17.625% |
| | 40 | 1.000% |
| | 40 | 1.000% |
| | 60 | 1.500% |
| | 40 | 1.000% |
| | 40 | 1.000% |
| | 60 | 1.500% |

| | | |
|--|-------|--------|
| | 50 | 1.250% |
| | 35 | 0.875% |
| | 60 | 1.500% |
| | 50 | 1.250% |
| | 4,000 | 100% |

2008 4 8 2008 3 2008 4 8

2008 3 31 59,860,459.32 4,000.00

1:1 4,000 4,000.00

[2008]35 2008 4 25 440301103074776

2008 7

2008 750.00

4,750.00

() ()

11 5,002.50 750.00

4,252.50 4,750.00

[2008]74 2008 7 18

2009 6 5 () 1.684% 20

09 6 22

2009 6 22 () 2.105% 2

009 6 22

2009 7 15 (“ ”) 120

(“ ”) 2009 8 10 (2009 12)

9 8 26 200

2009 T-10801 2.5263

%

2009 9 27 120

900.00 484.02

20 10 50 20 2009 9

30

2009 9 30

| | | |
|--|-------|----------|
| | () | |
| | 2,115 | 44.5263% |
| | 705 | 14.8421% |
| | 705 | 14.8421% |

| | | |
|--|-------|---------|
| | 160 | 3.3684% |
| | 100 | 2.1053% |
| | 80 | 1.6842% |
| | 60 | 1.2632% |
| | 60 | 1.2632% |
| | 60 | 1.2632% |
| | 50 | 1.0526% |
| | 50 | 1.0526% |
| | 50 | 1.0526% |
| | 50 | 1.0526% |
| | 50 | 1.0526% |
| | 50 | 1.0526% |
| | 50 | 1.0526% |
| | 50 | 1.0526% |
| | 40 | 0.8421% |
| | 40 | 0.8421% |
| | 40 | 0.8421% |
| | 40 | 0.8421% |
| | 40 | 0.8421% |
| | 35 | 0.7368% |
| | 30 | 0.6316% |
| | 20 | 0.4211% |
| | 20 | 0.4211% |
| | 20 | 0.4211% |
| | 20 | 0.4211% |
| | 10 | 0.2105% |
| | 4,750 | 100% |

[2010]1292

2010 10 8 (A) 1,600 1.00 43.33
 2010 10 13 69,328.00 46,945,065.67 646,334,934.33
 “ [2010]124 ”
 2011 4 21 6,350 10 2 ()
) 10 8 5,080.00 11,430

1.

2.

POS

3.

(POS)

(POS)

4.

,

1

2006 2 15

38

(“ ”)

15 (2010)

2

3

1 1 12 31

4

5

1

1

2

2

8

9

1

2

”

“

10

1

2

1

2

3

4

5

3

1

2

1
2

4

5

6

1
2
3
4
5
6

7

8

1

50% 50%

20% 20%

50%

2

7

11

1

| | |
|--|-----|
| | 100 |
| | |

2

| | | |
|--|--|--|
| | | |
|--|--|--|

| | (%) | (%) |
|-----|-----|-----|
| 1 1 | 5% | 5% |
| 1 2 | 20% | 20% |
| 2 3 | 50% | 50% |

| | | |
|-----|------|------|
| 3 | 100% | 100% |
| 3 4 | 100% | 100% |
| 4 5 | 100% | 100% |
| 5 | 100% | 100% |

3

| | |
|--|--|
| | |
| | |

12

1

2

3

4

5

13

1

1

2

2

1

2

3

4

14

15

1

1

2

2

2

1

3

4

5

3

2

3

17

1

1

2

3

2

3

3

4

18

19

20

1

1

2

2

| | 50 | |
|--|----|--|
| | 5 | |

3

4

5

6

1

2

3

4

5

21

22

23

1

2

24

1

2

3

4

25

26

1

2

1

2

3

4

27

1

2

28

1

2

29

1

1

2

2

1

2

3

30

1

2

31

32

33

1

2

34

1

2

35

1

| | | |
|--|--|--------|
| | | |
| | | 17% 6% |
| | | |
| | | |

，

“ ”) “ (V1.0” “ SZM11 V4.0” (2001-1-19) 2008 3 31 (DGY-2008-0172 DGY-2008-0173) 2008 11

(2)

2011 10 31 GF201144200147 2013

15%

[2012]27

2014 1 13 [2014]25

2013 1 1 2014 12 31 10%

[2012]27

2013 1 1 2013 12

31

3

1

“ ” 2007 11 50.00

100% () [2007]165

2009 2 24 950.00 ()

[2009]22 2009 3 9 1,000.00

100%

2011 4 1 10,000.00

[2011]121 11,000.00 100%

2011 5 19

(“ ”) 2009 4 15 300.00

100% (2009)5-024

2009 6 16 1,000.00

(2009)196 2009 6 17 1,300.00

100%

(“ ”) 2009 5 7 300.00

100% (2009) X044

(“ ”) 2011 8 17

15,000.00 3,000.00 2,700 90.00%

| | | | |
|-----------|-----------|-----------|------------|
| | (2011)303 | 2012 6 15 | 10,800.00 |
| 13,800.00 | | | [2012] 193 |
| 2012 5 21 | | | 15,000.00 |
| 12,806.00 | | | 27,806.00 |
| 26,306.00 | | | 26,606.00 |
| | | | [2012] 314 |

1

| | | | | | | | | | | | | | |
|--|--|--|--|--------|--|----------------|--|------|------|--|--|--|--|
| | | | | | | | | (%) | (%) | | | | |
| | | | | 11,000 | | 110,000,000.00 | | 100% | 100% | | | | |
| | | | | 1,300 | | 13,000,000.00 | | 100% | 100% | | | | |

| | | | | | | | | | | | | | |
|--|--|--|--|--------|--|----------------|--|-------|-------|--|--|--------------|--|
| | | | | | | | | | | | | | |
| | | | | 300 | | 3,000,000.00 | | 100% | 100% | | | | |
| | | | | 27,806 | | 263,060,000.00 | | 94.6% | 94.6% | | | 2,953,385.03 | |

| | | | | | | | | | | | | | |
|--|--|--|--|--|--|--|--|--|--|--|--|--|--|
| | | | | | | | | | | | | | |
|--|--|--|--|--|--|--|--|--|--|--|--|--|--|

2

3

2

3

4

5

6

7

8

9

10

1

| : | -- | -- | 153,107.24 | -- | -- | 70,718.69 |
|---|----|----|----------------|----|----|----------------|
| | -- | -- | 153,107.24 | -- | -- | 70,718.69 |
| | -- | -- | 670,601,448.96 | -- | -- | 684,062,093.25 |
| | -- | -- | 670,601,448.96 | -- | -- | 684,062,093.25 |
| | -- | -- | 12,298,000.10 | -- | -- | 17,250,897.60 |
| | -- | -- | 12,298,000.10 | -- | -- | 17,250,897.60 |
| | -- | -- | 683,052,556.30 | -- | -- | 701,383,709.54 |

2

3

1

| | 75,753,289.04 | 60,867,821.00 |
|--|---------------|---------------|
| | 75,753,289.04 | 60,867,821.00 |

4

5

1

| | | | | |
|--|--------------|--------------|--------------|--------------|
| | | | | |
| | 1,811,016.06 | 5,909,853.02 | 4,025,643.46 | 3,695,225.62 |
| | 1,811,016.06 | 5,909,853.02 | 4,025,643.46 | 3,695,225.62 |

2

6

1

| | | (%) | | (%) | | (%) | | (%) |
|--|--------------------|------|-------------------|-------|--------------------|------|-------------------|-------|
| | 197,361,17 5.33 | 100% | 14,883,324. 35 | 7.54% | 211,436,2 06.22 | 100% | 14,739,249.7 1 | 6.97% |
| | 197,361,17 5.33 | 100% | 14,883,324. 35 | 7.54% | 211,436,2 06.22 | 100% | 14,739,249.7 1 | 6.97% |
| | 197,361,17 5.33 | -- | 14,883,324. 35 | -- | 211,436,2 06.22 | -- | 14,739,249.7 1 | -- |

| | | (%) | | (%) | | (%) | | (%) |
|--|--|-----|--|-----|--|-----|--|-----|
| | | | | | | | | |
| | | | | | | | | |
| | | | | | | | | |

| | | | | | | |
|-----|----------------|-------|---------------|----------------|--------|---------------|
| 1 | | | | | | |
| | -- | -- | -- | -- | -- | -- |
| 1 | 180,181,472.80 | 91.3% | 9,009,073.64 | 194,694,215.61 | 92.08% | 9,734,710.78 |
| 1 2 | 10,875,145.17 | 5.51% | 2,175,029.03 | 13,065,164.60 | 6.18% | 2,613,032.92 |
| 2 3 | 5,210,671.36 | 2.64% | 2,605,335.68 | 2,570,640.01 | 1.22% | 1,285,320.01 |
| 3 | 1,093,886.00 | 0.55% | 1,093,886.00 | 1,106,186.00 | 0.52% | 1,106,186.00 |
| | 197,361,175.33 | -- | 14,883,324.35 | 211,436,206.22 | -- | 14,739,249.71 |

2

3

| | | | | | |
|--|----|------------|------------|----|----|
| | | | | | |
| | | 2013 12 31 | 786,900.00 | | |
| | -- | -- | 786,900.00 | -- | -- |

4

5

5

5

| | | | | |
|--|--|---------------|--|--------|
| | | | | (%) |
| | | 77,918,700.24 | | 39.48% |
| | | 28,159,333.00 | | 14.27% |
| | | 10,713,185.00 | | 5.43% |
| | | 8,359,868.32 | | 4.24% |
| | | 6,548,992.36 | | 3.32% |

| | | | | |
|--|----|----------------|----|--------|
| | | | | |
| | -- | 131,700,078.92 | -- | 66.74% |

7

1

| | | (%) | | (%) | | (%) | | (%) |
|--|--------------|--------|--------------|--------|---------------|------|------------|-------|
| | 1,497,580.00 | 17.1% | | | | | | |
| | | | | | | | | |
| | 6,858,895.51 | 78.33% | 1,175,712.85 | 17.14% | 10,102,900.24 | 100% | 944,479.25 | 9.35% |
| | 6,858,895.51 | 78.33% | 1,175,712.85 | 17.14% | 10,102,900.24 | 100% | 944,479.25 | 9.35% |
| | 400,000.00 | 4.57% | | | | | | |
| | 8,756,475.51 | -- | 1,175,712.85 | -- | 10,102,900.24 | -- | 944,479.25 | -- |

| | | (%) | | (%) | | (%) | | (%) |
|-----|--------------|--------|------------|-----|--------------|--------|------------|-----|
| 1 | | | | | | | | |
| | | | | | | | | |
| 1 | 3,741,478.90 | 42.72% | 187,073.92 | | 9,016,442.11 | 89.24% | 450,822.10 | |
| 1 2 | 2,483,300.22 | 28.36% | 496,660.04 | | 614,329.72 | 6.08% | 122,865.94 | |

| | | | | | | | |
|---|---|--------------|-------|--------------|---------------|-------|------------|
| 2 | 3 | 284,275.00 | 3.25% | 142,137.50 | 202,674.41 | 2.01% | 101,337.21 |
| 3 | | 349,841.39 | 4% | 349,841.39 | 269,454.00 | 2.67% | 269,454.00 |
| | | 6,858,895.51 | -- | 1,175,712.85 | 10,102,900.24 | -- | 944,479.25 |

2

3

4

5 5

5

| | | | | (%) |
|--|----|--------------|-----|--------|
| | | 1,497,580.00 | 1 | 17.1% |
| | | 1,159,920.00 | 1 2 | 13.25% |
| | | 800,000.00 | 1 | 9.14% |
| | | 306,911.31 | 1 | 3.5% |
| | | 100,000.00 | 2 3 | 1.14% |
| | | 100,000.00 | 3 | 1.14% |
| | | 436,834.58 | 1 | 4.99% |
| | -- | 4,401,245.89 | -- | 50.26% |

8

1

| | | % | | % |
|---|--------------|------|--------------|-------|
| 1 | 3,142,175.68 | 100% | 1,792,562.29 | 98.3% |

| | | | | | |
|---|---|--------------|----|--------------|-------|
| 1 | 2 | | | 16,000.00 | 0.88% |
| 2 | 3 | | | 15,000.00 | 0.82% |
| | | 3,142,175.68 | -- | 1,823,562.29 | -- |

2

| | | | | |
|---------------|----|--------------|----|----|
| | | | | |
| | | 951,193.00 | 1 | |
| Exadigm, Inc. | | 351,505.25 | 1 | |
| | | 302,672.95 | 1 | |
| | | 303,329.60 | 1 | |
| | | 118,800.00 | 1 | |
| | -- | 2,027,500.80 | -- | -- |

3

5 5

9

1

| | | | | | |
|--|----------------|--------------|----------------|----------------|----------------|
| | | | | | |
| | 26,249,887.52 | 684,990.06 | 25,564,897.46 | 24,493,903.39 | 24,493,903.39 |
| | 40,485,013.42 | 803,259.22 | 39,681,754.20 | 31,991,317.18 | 31,991,317.18 |
| | 8,139,552.15 | 362,576.52 | 7,776,975.63 | 24,833,202.43 | 24,833,202.43 |
| | 9,606,620.92 | | 9,606,620.92 | 8,411,978.76 | 8,411,978.76 |
| | 31,988,597.30 | 559,104.71 | 31,429,492.59 | 48,504,011.38 | 48,504,011.38 |
| | 116,469,671.31 | 2,409,930.51 | 114,059,740.80 | 138,234,413.14 | 138,234,413.14 |

2

| | | | | |
|--|--|--|--|--|
| | | | | |
|--|--|--|--|--|

| | | | | | |
|--|--|--------------|--|--|--------------|
| | | | | | |
| | | 684,990.06 | | | 684,990.06 |
| | | 803,259.22 | | | 803,259.22 |
| | | 362,576.52 | | | 362,576.52 |
| | | 2,409,930.51 | | | 2,409,930.51 |

15

1

| | | | | | | (%) | (%) | | | | |
|------------------|----|-------------------|------------------|-------------------|-------------------|-------|-------|----|--|--|--|
| | | 1,250,624 .65 | 3,884,962 .95 | -3,884,96 2.95 | 0.00 | 0% | 0% | | | | |
| | | 20,000,00 0.00 | 0.00 | 22,062,16 4.22 | 22,062,16 4.22 | 20% | 20% | | | | |
| Exadigm, Inc. | | 3,121,250 .00 | 3,121,250 .00 | 0.00 | 3,121,250 .00 | 3.33% | 3.33% | | | | |
| | -- | 24,371,87 4.65 | 7,006,212 .95 | 18,177,20 1.27 | 25,183,41 4.22 | -- | -- | -- | | | |

2013 3 8 ,

49%

1,300.00

2012 12 26

2,000.00

20%

2013 1 11

20%

16

17

1

| | | | | |
|--|---------------|--------------|--------------|---------------|
| | 38,104,474.59 | 8,908,289.93 | 6,511,469.99 | 40,501,294.53 |
| | 975,939.85 | 1,085,465.00 | | 2,061,404.85 |
| | 1,899,779.23 | 67,253.95 | | 1,967,033.18 |
| | 3,632,171.05 | 437,223.65 | | 4,069,394.70 |

| | | | | | |
|-----|---------------|--|--------------|--------------|---------------|
| POS | 17,372,095.36 | | 6,511,690.57 | 1,444,269.99 | 22,439,515.94 |
| | 14,224,489.10 | | 806,656.76 | 5,067,200.00 | 9,963,945.86 |
| -- | | | | | |
| | 16,480,230.39 | | 4,405,206.80 | 1,028,888.59 | 19,856,548.60 |
| | 69,565.14 | | 50,675.21 | | 120,240.35 |
| | 662,294.10 | | 276,197.45 | | 938,491.55 |
| | 1,756,445.85 | | 517,320.26 | | 2,273,766.11 |
| POS | 10,465,070.99 | | 1,342,129.37 | 530,009.41 | 11,277,190.95 |
| | 3,526,854.31 | | 2,218,884.51 | 498,879.18 | 5,246,859.64 |
| -- | | | -- | | |
| | 21,624,244.20 | | -- | | 20,644,745.93 |
| | 906,374.71 | | -- | | 1,941,164.50 |
| | 1,237,485.13 | | -- | | 1,028,541.63 |
| | 1,875,725.20 | | -- | | 1,795,628.59 |
| POS | 6,907,024.37 | | -- | | 11,162,324.99 |
| | 10,697,634.79 | | -- | | 4,717,086.22 |
| POS | | | -- | | |
| | | | -- | | |
| | 21,624,244.20 | | -- | | 20,644,745.93 |
| | 906,374.71 | | -- | | 1,941,164.50 |
| | 1,237,485.13 | | -- | | 1,028,541.63 |
| | 1,875,725.20 | | -- | | 1,795,628.59 |
| POS | 6,907,024.37 | | -- | | 11,162,324.99 |
| | 10,697,634.79 | | -- | | 4,717,086.22 |

18

1

| | | | | | | |
|--|--|--|--|--|--|--|
| | | | | | | |
| | | | | | | |

| | | | | | | |
|--|---------------|--|---------------|---------------|--|---------------|
| | 73,749,092.60 | | 73,749,092.60 | 17,512,551.40 | | 17,512,551.40 |
| | 73,749,092.60 | | 73,749,092.60 | 17,512,551.40 | | 17,512,551.40 |

2

| | | | | | | (%) | | | | (%) | |
|--|----------------|---------------|---------------|--|--|--------|--------|--|--|-----|---------------|
| | 278,060,000.00 | 17,512,551.40 | 56,236,541.20 | | | 26.52% | 26.52% | | | | 73,749,092.60 |
| | 278,060,000.00 | 17,512,551.40 | 56,236,541.20 | | | -- | -- | | | -- | 73,749,092.60 |

19

20

21

22

23

1

| | | | | |
|--|---------------|------------|--|---------------|
| | | | | |
| | 35,407,638.04 | 711,921.30 | | 36,119,559.34 |
| | 33,376,838.80 | | | |

| | | | | |
|--|---------------|-------------|--|---------------|
| | 1,627,812.01 | 276,868.06 | | 1,904,680.07 |
| | | | | |
| | | | | |
| | 33,684,575.52 | -390,688.70 | | 33,293,886.82 |
| | 32,056,763.51 | -667,556.76 | | 31,389,206.75 |
| | 1,627,812.01 | 276,868.06 | | 1,904,680.07 |

1,102,610.00

24

25

| | | | | | |
|--|--------------|--|------------|--|--------------|
| | | | | | |
| | 2,689,666.19 | | 766,493.88 | | 1,923,172.31 |
| | 1,485,264.00 | | 185,658.00 | | 1,299,606.00 |
| | 4,174,930.19 | | 952,151.88 | | 3,222,778.31 |
| | | | | | -- |

26

1

| | | |
|--|--------------|--------------|
| | | |
| | | |
| | 2,771,387.97 | 2,360,623.92 |
| | 1,727,000.00 | 1,363,750.00 |
| | 2,144,655.13 | 3,859,621.15 |
| | 6,643,043.10 | 7,583,995.07 |
| | | |

| | | |
|--|-----------|-----------|
| | | |
| | 59,842.30 | 17,734.00 |

| | | |
|-----|---------------|---------------|
| 2-3 | 102,844.87 | 55,368.80 |
| 3 | 53,170.42 | |
| | 74,123,765.00 | 53,356,142.23 |

2**5****5****33****1**

| | | |
|-----|---------------|---------------|
| | | |
| 1 | 38,599,137.46 | 65,039,691.91 |
| 1-2 | 6,789,384.73 | 2,023,767.13 |
| 2-3 | 765,655.98 | 378,109.73 |
| 3 | 135,564.65 | 6,589.73 |
| | 46,289,742.82 | 67,448,158.50 |

2**5****5****34**

| | | | | |
|--|---------------|---------------|---------------|---------------|
| | | | | |
| | 15,987,908.63 | 89,545,680.14 | 88,520,500.95 | 17,013,087.82 |
| | | 97,344.50 | 97,344.50 | |
| | | 6,043,982.83 | 6,043,982.83 | |
| | | 1,731,877.13 | 1,731,877.13 | |
| | | 3,631,285.11 | 3,631,285.11 | |
| | | 399,508.80 | 399,508.80 | |
| | | 152,420.82 | 152,420.82 | |
| | | 128,890.97 | 128,890.97 | |
| | | 1,356,556.80 | 1,356,556.80 | |

| | | | | |
|--|---------------|---------------|---------------|---------------|
| | | 736,976.61 | 736,976.61 | |
| | 15,987,908.63 | 97,780,540.88 | 96,755,361.69 | 17,013,087.82 |

35

| | | | |
|--|--|--------------|---------------|
| | | | |
| | | 7,739,653.45 | 12,527,712.71 |
| | | 476.40 | 8,905,216.88 |
| | | 295,323.44 | 179,605.41 |
| | | 506,162.60 | 843,018.00 |
| | | 361,550.07 | 602,161.06 |
| | | 8,965.31 | 14,168.24 |
| | | 176,681.52 | 207,262.76 |
| | | 9,088,812.79 | 23,279,145.06 |

36

37

38

1

| | | | |
|-----|--|--------------|--------------|
| | | | |
| 1 | | 7,640,676.36 | 3,087,705.95 |
| 1-2 | | 732,199.43 | 133,115.60 |
| 2-3 | | | 27,263.00 |
| 3 | | | 42,394.00 |
| | | 8,372,875.79 | 3,290,478.55 |

2

5 5

39

| | | | | |
|--|--|--|--|--|
| | | | | |
|--|--|--|--|--|

| | | | | |
|--|----------------|--|--|----------------|
| | 641,920,393.65 | | | 641,920,393.65 |
|--|----------------|--|--|----------------|

51

| | | | | |
|--|---------------|--------------|--|---------------|
| | | | | |
| | 12,716,911.13 | 1,478,059.67 | | 14,194,970.80 |
| | 12,716,911.13 | 1,478,059.67 | | 14,194,970.80 |

52

53

| | | | | |
|--|--|--|--|--|
| | | | | |
| | | | | |
| | | | | |

┌



| | | | | |
|--|----------------|----------------|----------------|----------------|
| | 498,376,442.74 | 309,075,911.40 | 494,315,894.67 | 293,688,072.41 |
| | 498,376,442.74 | 309,075,911.40 | 494,315,894.67 | 293,688,072.41 |

3

| | | | | |
|-----|----------------|----------------|----------------|----------------|
| | | | | |
| POS | 477,134,982.20 | 304,945,722.24 | 475,525,661.62 | 290,430,957.41 |
| POS | 8,026,387.57 | 1,277,857.17 | 11,413,580.41 | 1,178,665.99 |
| | 68,376.07 | 25,656.00 | 136,752.14 | 44,394.00 |
| | 6,926,532.62 | 1,656,185.15 | 1,637,386.90 | 272,319.38 |
| | 6,220,164.28 | 1,170,490.84 | 4,742,439.26 | 1,761,735.63 |
| | | | 860,074.34 | |
| | 498,376,442.74 | 309,075,911.40 | 494,315,894.67 | 293,688,072.41 |

4

| | | | | |
|--|----------------|----------------|----------------|----------------|
| | | | | |
| | 149,133,533.76 | 90,342,158.92 | 191,900,445.27 | 121,723,351.00 |
| | 89,831,793.50 | 56,535,452.63 | 104,495,675.21 | 55,735,774.80 |
| | 102,059,465.18 | 62,527,125.79 | 83,876,104.29 | 49,261,567.01 |
| | 72,997,016.79 | 45,730,732.84 | 51,951,801.69 | 31,988,832.09 |
| | 35,405,633.76 | 20,859,091.02 | 22,339,847.86 | 12,868,280.90 |
| | 25,736,051.28 | 18,080,854.34 | 18,529,841.03 | 10,292,287.51 |
| | 19,145,876.92 | 12,915,301.63 | 15,945,220.51 | 9,258,252.07 |
| | 4,067,071.55 | 2,085,194.23 | 5,276,958.81 | 2,559,727.03 |
| | 498,376,442.74 | 309,075,911.40 | 494,315,894.67 | 293,688,072.41 |

5

| | | |
|--|----------------|--------|
| | | (%) |
| | 106,846,329.24 | 21.41% |
| | 49,138,591.72 | 9.84% |

| | | |
|--|----------------|--------|
| | 49,079,118.73 | 9.83% |
| | 47,046,728.21 | 9.42% |
| | 24,915,676.07 | 4.99% |
| | 277,026,443.97 | 55.49% |

55

| | | | | | |
|--|--|--|--|-----|--|
| | | | | “_” | |
| | | | | “_” | |

56

| | | | |
|--|--------------|--------------|----------|
| | | | |
| | 43,229.42 | 498,442.17 | × 5% |
| | 2,430,058.58 | 3,472,861.55 | × 7% |
| | 1,735,755.78 | 2,480,615.41 | 3% 2% |
| | | 102.57 | |
| | 4,209,043.78 | 6,452,021.70 | -- |

57

| | | |
|--|---------------|---------------|
| | | |
| | 19,514,729.67 | 16,863,474.19 |
| | 7,524,537.36 | 9,337,208.06 |
| | 4,619,986.13 | 4,606,529.14 |
| | 7,811,894.33 | 6,533,233.94 |
| | 10,197,853.59 | 9,522,722.70 |
| | 18,588,983.79 | 19,287,193.70 |

| | | |
|--|---------------|---------------|
| | 5,757,044.43 | 5,580,774.95 |
| | 2,023,089.05 | 2,685,240.64 |
| | 422,852.72 | 1,237,004.86 |
| | 76,460,971.07 | 75,653,382.18 |

58

| | | |
|--|---------------|---------------|
| | | |
| | 76,757,353.10 | 66,553,514.04 |
| | 16,956,901.55 | 14,829,433.01 |
| | 4,729,546.15 | 4,271,174.26 |
| | 770,043.42 | 1,305,231.72 |
| | 559,847.07 | 769,591.84 |
| | 3,488,911.71 | 1,548,393.47 |
| | 791,632.21 | 562,833.90 |
| | 5,089,954.45 | |

| | | |
|--|---------------|------------|
| | 11,283,497.81 | 630,781.50 |
|--|---------------|------------|

2

3

| | | | |
|--|--------------|--|----|
| | | | |
| | 2,168,460.76 | | |
| | 2,168,460.76 | | -- |

62

| | | | |
|--|--------------|--|--------------|
| | | | |
| | 1,162,208.24 | | 6,367,195.57 |
| | 2,409,930.51 | | |
| | 3,572,138.75 | | 6,367,195.57 |

63

1

| | | | |
|--|---------------|---------------|--------------|
| | | | |
| | 498,879.18 | | 498,879.18 |
| | 550,500.00 | | 550,500.00 |
| | 33,348,776.32 | | |
| | 73,346.02 | | 73,346.02 |
| | 34,471,501.52 | 30,343,854.77 | 1,122,725.20 |

2

| | | | / | |
|--------|------------|--------------|---|--|
| | 17,500.00 | | | |
| | 32,000.00 | | | |
| | 80,000.00 | | | |
| | 106,600.00 | | | |
| | 14,400.00 | | | |
| | 100,000.00 | | | |
| 2010 | | 300,000.00 | | |
| 2012 2 | | 4,800.00 | | |
| | | 2,000,000.00 | | |
| | | 1,500,000.00 | | |

64

| | | | |
|--|------------|------------|------------|
| | | | |
| | | 23,972.02 | |
| | | 23,972.02 | |
| | 162,077.36 | | 162,077.36 |
| | | 356,736.03 | |
| | 20,938.79 | 118,879.67 | 20,938.79 |
| | 183,016.15 | 499,587.72 | 183,016.15 |

65

| | | |
|--|--------------|---------------|
| | | |
| | 767,711.83 | 11,146,454.34 |
| | 940,951.97 | -3,193,407.21 |
| | 1,708,663.80 | 7,953,047.13 |

66

| | | | |
|--|--------------------------------------|----------------|----------------|
| | 4 | 114,300,000.00 | 114,300,000.00 |
| | 5 | --- | --- |
| | 6 | --- | --- |
| | 7 | --- | --- |
| | 8 | --- | --- |
| | 9 | --- | --- |
| | 10 | --- | --- |
| | 11 | 12 | 12 |
| | 12=4+5+6×7 ÷11-8×9÷11-10 | 114,300,000.00 | 114,300,000.00 |
| | 13 | 114,300,000.00 | 114,300,000.00 |
| | 14=1÷13 | 0.48 | 0.53 |
| | 15=3÷12 | 0.39 | 0.49 |
| | 16 | --- | --- |
| | 17 | --- | --- |
| | 18 | --- | --- |
| | 19 | --- | --- |
| | 20=[1+(16-18)× (100%-17)]÷(12+19) | 0.48 | 0.53 |
| | 21=[3+(16-18) ×(100%-17)]÷(12+19) | 0.39 | 0.49 |

1

$$=P0 \div S$$

$$S = \frac{S0}{P0} + \frac{S1}{S0} \times \frac{Mi}{M0} - \frac{Sj}{S1} \times \frac{Mj}{M0} - \frac{Sk}{Sk}$$

2

$$=P1 / (S0 + \frac{S1}{S0} \times \frac{Mi}{M0} - \frac{Sj}{S1} \times \frac{Mj}{M0} - \frac{Sk}{Sk} +)$$

67

68

1

| | |
|--|--------------|
| | |
| | 6,302,919.03 |
| | 2,515,314.42 |
| | 550,500.00 |
| | 74,878.85 |
| | 9,443,612.30 |

2

| | |
|--|---------------|
| | |
| | 8,214,361.79 |
| | 76,784,110.69 |
| | 149,584.72 |
| | 85,148,057.20 |

3

| | |
|--|--------------|
| | |
| | 3,420,000.00 |
| | 3,420,000.00 |

4

| | |
|--|--------------|
| | |
| | 4,952,897.50 |

| | |
|--|---------------|
| | 10,665,744.02 |
| | 15,618,641.52 |

69

1

| | | |
|-----|----------------|----------------|
| | | |
| 1 | -- | -- |
| | 54,890,434.97 | 60,158,193.15 |
| | 3,572,138.75 | 6,367,195.57 |
| | 4,405,206.80 | 3,696,526.12 |
| | 1,102,610.00 | 909,858.91 |
| | 952,151.88 | 601,878.82 |
| “ ” | -498,879.18 | 23,972.02 |
| “ ” | -12,549,953.58 | -18,379,258.43 |
| “ ” | -11,283,497.81 | -630,781.50 |
| “ ” | 940,951.97 | -3,193,407.21 |
| “ ” | 21,764,741.83 | -37,182,805.02 |
| “ ” | 1,325,959.56 | -78,013,261.20 |
| “ ” | -29,292,724.17 | 26,916,054.33 |
| | 35,329,141.02 | -38,725,834.44 |
| 2 | -- | -- |
| 3 | -- | -- |
| | 670,754,556.20 | 684,132,811.94 |
| | 684,132,811.94 | 742,461,696.56 |
| | -13,378,255.74 | -58,328,884.62 |

2

3

| | | |
|--|--|--|
| | | |
|--|--|--|



670,754,556.20

684,132,811.94

| | | | | | | | | | |
|--|--|--|--|--|---------------|-----|-----|--|------------|
| | | | | | | | | | |
| | | | | | | | | | |
| | | | | | 10,526,316.00 | 20% | 20% | | 71520338-9 |

4

| | | |
|--|--|------------|
| | | |
| | | 27932635-7 |

5

1

| | | | | | | |
|--|-----|--|--------------|-------|--|--|
| | | | | | | |
| | | | | | | |
| | POS | | 1,475,316.24 | 0.31% | | |

2

| | | | | | | |
|--|--|--|------------|------------|--|--------------|
| | | | | | | |
| | | | 2012 01 01 | 2014 12 31 | | 1,010,724.00 |

6

| | | | | | | | |
|--|--|--|--|--|--|--|--|
| | | | | | | | |
| | | | | | | | |

| | | | | | |
|--|--|--------------|------------|--------------|------------|
| | | 1,821,120.00 | 105,306.00 | 6,161,000.00 | 308,050.00 |
|--|--|--------------|------------|--------------|------------|

1

2013 12 31

2

2013 12 31

1

2013 12 31

2

2013 12 31

1 2014 4 9

<

2014

>

666.34

2 2014 2 20

2

2013 12 31

1

1

| | | (%) | | (%) | | (%) | | (%) |
|--|----------------|--------|---------------|-------|----------------|--------|---------------|-------|
| | 196,877,975.33 | 99.97% | 14,859,164.35 | 7.55% | 210,802,346.22 | 99.97% | 14,707,556.71 | 6.97% |
| | 196,877,975.33 | 99.97% | 14,859,164.35 | 7.55% | 210,802,346.22 | 99.97% | 14,707,556.71 | 6.97% |
| | 59,840.00 | 0.03% | | | 59,840.00 | 0.03% | | |
| | 196,937,815.33 | -- | 14,859,164.35 | -- | 210,862,186.22 | -- | 14,707,556.71 | -- |

| | | (%) | | (%) | | (%) | | (%) |
|-----|----------------|--------|--------------|-----|----------------|--------|--------------|-----|
| 1 | -- | -- | -- | -- | -- | -- | -- | -- |
| 1 | 179,698,272.80 | 91.24% | 8,984,913.64 | | 194,060,355.62 | 92.03% | 9,703,017.78 | |
| 1 2 | 10,875,145.17 | 5.52% | 2,175,029.03 | | 13,065,164.60 | 6.2% | 2,613,032.92 | |

| | | | | | | | |
|---|---|----------------|-------|---------------|----------------|-------|---------------|
| 2 | 3 | 5,210,671.36 | 2.65% | 2,605,335.68 | 2,570,640.00 | 1.22% | 1,285,320.01 |
| 3 | | 1,093,886.00 | 0.56% | 1,093,886.00 | 1,106,186.00 | 0.52% | 1,106,186.00 |
| | | 196,877,975.33 | -- | 14,859,164.35 | 210,802,346.22 | -- | 14,707,556.71 |

2

3

| | | | | | |
|--|----|------|----|----|------------|
| | | | | | |
| | | 2013 | 12 | 31 | 786,900.00 |
| | -- | | -- | | 786,900.00 |
| | | | | | -- |

4

5

5

5

| | | | | |
|--|----|----------------|----|--------|
| | | | | (%) |
| | | 77,918,700.24 | | 39.57% |
| | | 28,159,333.00 | | 14.3% |
| | | 10,713,185.00 | | 5.44% |
| | | 8,359,868.32 | | 4.24% |
| | | 6,548,992.36 | | 3.33% |
| | -- | 131,700,078.92 | -- | 66.88% |

6

| | | | |
|--|----|--------------|-------|
| | | | (%) |
| | | 59,840.00 | 0.03% |
| | | 1,821,120.00 | 0.92% |
| | -- | 1,880,960.00 | 0.95% |

2

1

| | | (%) | | (%) | | (%) | | (%) |
|--|--------------|--------|------------|-------|--------------|--------|------------|-------|
| | 3,350,123.52 | 34.98% | | | 1,852,543.52 | 20.79% | | |
| | 5,169,467.97 | 53.96% | 935,848.50 | 18.1% | 6,829,510.79 | 76.64% | 650,109.28 | 9.52% |
| | 5,169,467.97 | 53.96% | 935,848.50 | 18.1% | 6,829,510.79 | 76.64% | 650,109.28 | 9.52% |
| | 1,059,842.05 | 11.06% | | | 229,112.20 | 2.57% | | |
| | 9,579,433.54 | -- | 935,848.50 | -- | 8,911,166.51 | -- | 650,109.28 | -- |

| | | (%) | | (%) | | (%) | | (%) |
|--|--|-----|--|-----|--|-----|--|-----|
| | | | | | | | | |

| 1 | | | | | | |
|-----|--------------|--------|------------|--------------|--------|------------|
| | -- | -- | -- | -- | -- | -- |
| 1 | 2,341,071.36 | 24.44% | 117,053.57 | 5,987,122.66 | 67.18% | 299,356.13 |
| 1 2 | 2,400,580.22 | 25.06% | 480,116.04 | 500,559.72 | 5.62% | 100,111.94 |
| 2 3 | 178,275.00 | 1.86% | 89,137.50 | 182,374.41 | 2.05% | 91,187.21 |
| 3 | 249,541.39 | 2.6% | 249,541.39 | 159,454.00 | 1.79% | 159,454.00 |
| | 5,169,467.97 | -- | 935,848.50 | 6,829,510.79 | -- | 650,109.28 |

| | | | |
|--|----|--------------|--------|
| | | | (%) |
| | | 1,852,543.52 | 19.34% |
| | | 659,842.05 | 6.89% |
| | -- | 2,512,385.57 | 26.23% |

3

| | | | | | | (%) | (%) | | | | |
|---------------|----|----------------|----------------|---------------|----------------|-------|-------|----|--|--|--|
| | | 110,000,000.00 | 110,000,000.00 | 0.00 | 110,000,000.00 | 100% | 100% | | | | |
| | | 13,000,000.00 | 13,000,000.00 | 0.00 | 13,000,000.00 | 100% | 100% | | | | |
| | | 3,000,000.00 | 3,000,000.00 | 0.00 | 3,000,000.00 | 100% | 100% | | | | |
| | | 263,060,000.00 | 263,060,000.00 | 0.00 | 263,060,000.00 | 94.6% | 94.6% | | | | |
| | | 1,250,624.65 | 3,884,962.95 | -3,884,962.95 | 0.00 | | | | | | |
| | | 20,000,000.00 | | 22,062,164.22 | 22,062,164.22 | 20% | 20% | | | | |
| Exadigm, Inc. | | 3,121,250.00 | 3,121,250.00 | | 3,121,250.00 | 3.33% | 3.33% | | | | |
| | -- | 413,431,874.65 | 396,066,212.95 | 18,177,201.27 | 414,243,414.22 | -- | -- | -- | | | |

4

1

| | | | |
|--|--|--|--|
| | | | |
|--|--|--|--|

| | | |
|--|----------------|----------------|
| | 497,767,043.71 | 493,174,169.91 |
| | 801,325.00 | 759,150.00 |
| | 498,568,368.71 | 493,933,319.91 |
| | 415,552,171.76 | 409,214,224.92 |

2

| | | | | |
|--|----------------|----------------|----------------|----------------|
| | | | | |
| | | | | |
| | 497,767,043.71 | 415,097,525.26 | 493,174,169.91 | 408,373,590.72 |
| | 497,767,043.71 | 415,097,525.26 | 493,174,169.91 | 408,373,590.72 |

3

| | | | | |
|-----|----------------|----------------|----------------|----------------|
| | | | | |
| | | | | |
| POS | 476,589,195.02 | 410,967,336.10 | 474,486,507.75 | 405,116,475.77 |
| POS | 7,962,775.72 | 1,277,857.17 | 11,311,009.52 | 1,178,665.94 |
| | 68,376.07 | 25,656.00 | 136,752.14 | 44,394.00 |
| | 6,926,532.62 | 1,656,185.15 | 1,637,386.90 | 272,319.38 |
| | 6,220,164.28 | 1,170,490.84 | 4,742,439.26 | 1,761,735.63 |
| | | | 860,074.34 | |
| | 497,767,043.71 | 415,097,525.26 | 493,174,169.91 | 408,373,590.72 |

| | | | | |
|--|----------------|----------------|----------------|----------------|
| | 19,145,876.92 | 17,345,608.47 | 15,908,391.73 | 12,873,609.78 |
| | 4,067,071.55 | 2,800,473.72 | 5,264,770.58 | 3,559,303.28 |
| | 497,767,043.71 | 415,097,525.27 | 493,174,169.91 | 408,373,590.72 |

5

| | | (%) |
|--|----------------|--------|
| | 106,846,329.24 | 21.43% |
| | 49,138,591.72 | 9.86% |
| | 49,079,118.73 | 9.84% |
| | 47,046,728.21 | 9.44% |
| | 24,915,676.07 | 5% |
| | 277,026,443.97 | 55.57% |

5

1

| | | |
|--|---------------|---------------|
| | 30,000,000.00 | 35,000,000.00 |
| | 2,062,164.22 | 630,781.50 |
| | 9,115,037.05 | |
| | 41,177,201.27 | 35,630,781.50 |

2

| | | | |
|--|---------------|---------------|----|
| | 30,000,000.00 | 35,000,000.00 | |
| | 30,000,000.00 | 35,000,000.00 | -- |

3

| | | | |
|--|--------------|--|--|
| | | | |
| | 2,062,164.22 | | |

| | | |
|--|---------------|----|
| | | |
| | 9,613,916.23 | |
| | 550,500.00 | |
| | -109,670.13 | |
| | -163.37 | |
| | 10,054,909.47 | -- |

2

1

| | | | | |
|--|---------------|---------------|------------------|----------------|
| | | | | |
| | | | | |
| | 54,940,058.49 | 60,160,444.91 | 1,033,002,391.82 | 983,777,333.33 |
| | | | | |

2

| | | | | |
|--|---------------|---------------|------------------|----------------|
| | | | | |
| | | | | |
| | 54,940,058.49 | 60,160,444.91 | 1,033,002,391.82 | 983,777,333.33 |
| | | | | |

3

| | | | |
|--|-------|------|------|
| | | | |
| | % | | |
| | 5.45% | 0.48 | 0.48 |
| | 4.46% | 0.39 | 0.39 |

4

| | | | | |
|--|----------------|----------------|---------|-------|
| | | | | |
| | 182,477,850.98 | 196,696,956.51 | 7.23% | |
| | 3,142,175.68 | 1,823,562.29 | 72.31% | |
| | 3,695,225.62 | 1,811,016.06 | 104.04% | |
| | 7,580,762.66 | 9,158,420.99 | 17.23% | |
| | 114,059,740.80 | 138,234,413.14 | 17.49% | |
| | 25,183,414.22 | 7,006,212.95 | 259.44% | 2,000 |
| | | | | 20% |
| | 73,749,092.60 | 17,512,551.40 | 321.12% | |
| | 74,123,765.00 | 53,356,142.23 | 38.92% | |
| | 46,289,742.82 | 67,448,158.50 | 31.37% | |
| | 9,088,812.79 | 23,279,145.06 | 60.96% | |
| | | | | 10% |
| | 8,372,875.79 | 3,290,478.55 | 154.46% | 520 |

2013