



2014

2014-093

2014 07

)

(

.....	2
.....	5
.....	9
.....	21
.....	28
.....	31
.....	33
.....	128



	280,079,545.30	207,038,979.55	35.28%
	46,517,444.22	23,724,582.67	96.07%
	46,858,936.97	14,400,175.96	225.41%
	-54,289,865.10	-72,952,613.61	25.58%
/	-0.48	-0.64	25.58%
/	0.41	0.21	95.24%
/	0.41	0.21	95.24%
	4.40%	2.36%	2.04%
	4.44%	1.43%	3.01%
	1,312,594,397.34	1,252,877,050.22	4.77%
	1,082,467,036.05	1,033,002,391.82	4.79%
/	9.48	9.04	4.76%

	1,000.00	
	-342,492.75	
	-	

	-114,221,594.12	-80,063,012.66	-42.66%	
--	-----------------	----------------	---------	--

2

3

1

POS

POS

POS

280,079,545.30

35.28%

2

10%

POS	273,098,714.93	158,778,236.34	41.86%	36.62%	20.81%	7.61%
POS	3,557,733.48	1,061,914.75	70.15%	-33.06%	69.37%	-18.05%
	102,564.10	38,982.00	61.99%	50.00%	51.94%	-0.49%
	628,676.76	346,925.62	44.82%	-4.75%	100.00%	-44.42%
	2,671,393.15	225,090.05	91.57%	151.14%	-62.86%	48.55%
	20,462.88	0.00	100.00%	-47.27%	0.00%	0.00%
	280,079,545.30	160,451,148.76	42.71%	35.28%	20.86%	6.83%

4

5 **5**

5

5

6

		-1,898,240.08
		9,916,473.53
		-186,139.39
		5,089,941.84
		1,102,294.76

7

8

9

2011 -2015 2012 5

1

2012 5

2011 -2015

2011 2015

0.48

2014

47.68%

2

3

10

2014

1

2014

2

2014

3

2014

4

KPI

5

2014

11

1

100%

2014 2

37,735,849

18,867,924

2.8

2

2014 6

28,820.51

5,986.05

20.77%

2014

3**4**

2009

2013 3 28

2014

5**1****1**

	64,633.4
	5,885.87
	40,476.9

					0
					0
					0.00%
2010	40,476.90	64,633.49	23,400	41,016.4	2014 6 30 16,832.11
					2,447.31

2

	()	(1)	(2)	(3) (2)/(1)						
1.		2,690	2,690	1,967.88	73.16%	2012 12 31				
2.		5,621	5,621	2,447.3	43.54%	2013 12 31	249.5	1,290.29		
3.		15,306	15,306	5,885.87	11,832.1 1	77.30%	2015 12 31			
4.				829.61						
	--	23,617	23,617	5,885.87	17,076.9	--	--	249.5	1,290.29	-- --


	--	44,084.6 1	44,084.6 1	8,200	23,400	--	--	22	226.26	--	--	
	--	67,701.6 1	67,701.6 1	14,085.8 7	40,476.9	--	--	271.5	1,516.55	--	--	
	1										2010	6
											2010	2
												2
												269
												2
											0.7 R 1.2	30%
											0.7 R 1.2	30%
											10	15
											2012	4
											26	2011

--	--

3

		(1)		(2)	$(3)=(2)/(1)$				
--	--	-----	--	-----	---------------	--	--	--	--

17. 2014. 12. 12.



2

3

1

2

4

1

2

3

2013		114,300,000		10	1.0
QFII	RQFII			10	0.9
				10	0.95
		^a	QFII	RQFII	

^a					1	1	10	0.15
1	1	1	10	0.05	1			

1**2****3**

2014 2 21

www.cninfo.com.cn

2014

2014 4 10

www.cninfo.com.cn

2014

2014 5 12

www.cninfo.com.cn

2014 5 9

159

152

646.34

622.84

20

2014 7 10

www.cninfo.com.cn

151

621.64

JLC1

036143

1

2

3

1**3**

--	--	--	--	--	--	--	--

4**5%**

			2010 09 30		

		25%			
	11	2010	2010 09 30		

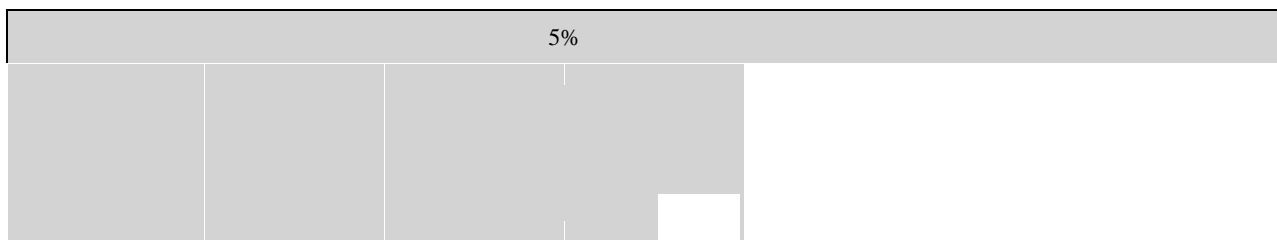
		5%			
		1			
			2010 09 30		
		2			

		3			
		()	2010 09 30		
			2010 09 30		
			2010 09 30		

		<p>2013 10 18 2014 10 18</p>	<p>2013 09 22</p>	<p>2013 10 18 2014 10 18</p>	


	50,692,50 0	44.35%				-573,750	-573,750	50,118,75 0	43.85%
3	50,692,50 0	44.35%				-573,750	-573,750	50,118,75 0	43.85%
	50,692,50 0	44.35%				-573,750	-573,750	50,118,75 0	43.85%
	63,607,50 0	55.65%				573,750	573,750	64,181,25 0	56.15%
1	63,607,50 0	55.65%				573,750	573,750	64,181,25 0	56.15%
	114,300,0 00	100.00%				0	0	114,300,0 00	100.00%

6,139



		885,000		885,000
		826,269		826,269
		813,348		813,348
		799,695		799,695
		797,043		797,043
		719,489		719,489
10 10	10			
4				

1



	--	--	54,135,000	0	0	54,135,000	0	0	0	0

2

			2014 05 05	
			2014 05 05	
			2014 05 05	
			2014 05 05	
			2014 05 05	
			2014 05 05	
			2014 05 05	

	25,403,873.18	25,183,414.22
	20,132,237.87	20,644,745.93
	125,442,598.16	73,749,092.60
	33,007,567.02	33,293,886.82
	2,815,922.07	3,222,778.31
	4,498,387.97	6,643,043.10
	211,300,586.27	162,736,960.98
	1,312,594,397.34	1,252,877,050.22
	76,688,859.05	49,183,745.40
	94,807,340.60	74,123,765.00
	34,399,040.66	46,289,742.82
	32,596.44	17,013,087.82
	5,974,143.38	9,088,812.79

	305,646.12	8,372,875.79
	212,207,626.25	204,072,029.62
	14,800,000.00	12,870,000.00
	14,800,000.00	12,870,000.00
	227,007,626.25	216,942,029.62
	114,300,000.00	114,300,000.00
	649,408,093.66	641,920,393.65
	14,194,970.80	14,194,970.80
	304,563,971.59	262,587,027.37
	1,082,467,036.05	1,033,002,391.82
	3,119,735.04	2,932,628.78
	1,085,586,771.09	1,035,935,020.60
	1,312,594,397.34	1,252,877,050.22

2

	313,486,666.34	496,570,432.32
	52,346,283.64	75,295,159.04
	271,651,431.67	182,078,650.98
	13,131,036.72	2,969,376.32
	1,423,467.80	1,278,205.12
	30,000,000.00	30,000,000.00
	7,838,701.06	8,643,585.04
	155,081,780.58	128,357,441.65
	20,912,659.22	20,270,128.35
	865,872,027.03	945,462,978.82
	545,198,622.71	414,243,414.22
	18,556,818.60	18,996,781.30
	1,952,138.65	1,904,680.07

	2,815,922.07	3,222,778.31

	14,194,970.80	14,194,970.80
	105,199,240.51	88,124,816.91
	883,102,304.97	858,540,181.36
	1,438,446,270.57	1,387,881,374.23

3

	280,079,545.30	207,038,979.55
	280,079,545.30	207,038,979.55
	242,162,925.36	202,495,139.73
	160,451,148.76	132,757,912.27
	1,854,996.78	1,537,623.20
	34,707,567.11	33,180,530.02
	52,647,654.56	42,805,631.81
	-9,339,336.29	-6,205,507.24
	1,840,894.44	-1,581,050.33

	220,458.95	9,090,838.14
	220,458.95	9,090,838.14
-		
	38,137,078.89	13,634,677.96
	11,279,969.40	14,902,073.61
	342,492.95	19,430.34
	49,074,555.34	28,517,321.23
	2,370,004.86	4,734,948.57
	46,704,550.48	23,782,372.66
	46,517,444.22	23,724,582.67
	187,106.26	57,789.99
	--	--
	0.41	0.21
	0.41	0.21
	46,704,550.48	23,782,372.66
	46,517,444.22	23,724,582.67
	187,106.26	57,789.99

4

	279,602,887.53	206,916,824.67
	205,141,219.78	189,963,688.85



1,225,612.39

	11,278,355.32	14,673,273.61
	4,039,163.63	11,053,879.28
	260,050,128.48	199,991,637.66
	195,139,209.11	151,097,471.45
	61,810,609.89	53,995,746.49
	20,275,130.67	31,902,057.56
	37,115,043.91	35,948,975.77
	314,339,993.58	272,944,251.27
	-54,289,865.10	-72,952,613.61
		13,000,000.00
	5,599.00	
	1,930,000.00	414,400.00
	1,935,599.00	13,414,400.00
	58,153,807.26	3,094,421.95

		20,264,115.70
	58,153,807.26	23,358,537.65
	-56,218,208.26	-9,944,137.65
	34,925,979.24	28,554,178.60
	34,925,979.24	28,554,178.60
	4,540,500.00	5,715,000.00
	34,099,000.00	20,005,440.00
	38,639,500.00	25,720,440.00
	-3,713,520.76	2,833,738.60
	-114,221,594.12	-80,063,012.66
	670,754,556.20	684,132,811.94
	556,532,962.08	604,069,799.28

6

	243,953,279.53	173,989,434.77
	5,351,338.47	2,354,747.92
	133,375,568.06	8,292,226.78
	382,680,186.06	184,636,409.47
	215,552,859.11	174,758,792.20
	46,114,015.27	41,224,410.20
	12,819,476.69	11,277,413.86
	158,652,399.26	35,934,469.83
	433,138,750.33	263,195,086.09
	-50,458,564.27	-78,558,676.62
		13,000,000.00
	430,000.00	414,400.00
	430,000.00	13,414,400.00
	1,306,421.70	1,273,332.95
	130,000,000.00	20,264,115.70
	131,306,421.70	21,537,448.65
	-130,876,421.70	-8,123,048.65
	30,015,519.99	26,267,718.05
	30,015,519.99	26,267,718.05

	4,540,500.00	5,715,000.00
	34,099,000.00	20,005,440.00
	38,639,500.00	25,720,440.00
	-8,623,980.01	547,278.05
	-189,958,965.98	-86,134,447.22
	484,272,432.22	448,693,001.62
	294,313,466.24	362,558,554.40

7

	114,300,000.00	641,920,393.65			14,194,970.80		262,587,027.37		2,932,628.78	1,035,935,020.60
	114,300,000.00	641,920,393.65			14,194,970.80		262,587,027.37		2,932,628.78	1,035,935,020.60
		7,487,700.01					41,976,944.22		187,106.26	49,651,750.49
							46,517,444.22		187,106.26	46,704,550.48
							46,517,444.22		187,106.26	46,704,550.48
		7,487,700.01								7,487,700.01

		0.01								01
1										
2		7,487,70 0.01								7,487,700. 01
3										
							-4,540,5 00.00			-4,540,500. 00
1										
2										
3							-4,540,5 00.00			-4,540,500. 00
4										
1										
2										
3										
4										
1										
2										
	114,300, 000.00	649,408, 093.66			14,194, 970.80		304,563, 971.59		3,119,735. 04	1,085,586, 771.09

	114,300, 000.00	641,920, 393.65			12,716, 911.13		214,840, 028.55		2,982,252 .30	986,759,58 5.63



8

	114,300,00	641,920,39						
	0.00	3.65						

1								
2								
3								
4								

1					1,478,059. 67		-1,478,059. 67	
2								
3							-5,715,000. 00	-5,715,000. 00
4								
1								
2								
3								
4								
1								
2								
	114,300,00 0.00	641,920,39 3.65			14,194,970 .80		88,124,816 .91	858,540,18 1.36

(
 2001 7 31
 300.00 120.00
 40.00% 90.00 30.00%
 90.00 30.00% [2001] 347
 4403012070860
 2001 12 12 30.00%
 70.00% 30.00% 2002
 1 28
 2004 5 21 1,200.00
 1,500.00
 86.00% 14.00% 2004 5 31
 (2004) 159
 2007 12 13 2,500.00
 4,000.00 86.00%
 14.00% 2007 12 20
 [2007]152

2008 3 10
4,449.64

86.00%

13
2008 3 24

	()	
	2,115	52.875%
	705	17.625%
	705	17.625%
	40	1.000%
	40	1.000%
	60	1.500%
	40	1.000%
	40	1.000%
	60	1.500%
	50	1.250%
	35	0.875%
	60	1.500%
	50	1.250%
	4,000	100%

2008 4 8

2008 3

2008 4 8

2008 3 31

59,860,459.32

4,000.00

1:1

4,000

4,000.00

[2008]35

2008 4 25

440301103074776

2008 7

2008

750.00

4,750.00

()

()

11

5,002.50

750.00

4,252.50

4,750.00

[2008]74

2008 7 18

2009 6 5

()

1.684%

2009 6 22

2009 6 22

()

2.105%

2009 6 22

2009 7 15

(

120

(2009

(
)

8 10

2009 8 26

2009 T-108

75203%
C

@X

Ü

Q Q#n C

	20	0.4211%
	20	0.4211%
	10	0.2105%
	4,750	100%

3

1 1 12 31

4

5

1

1

2

2

1

6

1

2

3

7

1

9

1

2

10

1

2

1

2

3

4

5

3

1

2

1

2

4

5

6

- 1
- 2
- 3
- 4
- 5
- 6

7

8

1

50% 50%

20% 20%

50%

2

7

11

1

	100

2

--	--	--

1 1	5.00%	5.00%
1 2	20.00%	20.00%
2 3	50.00%	50.00%
3	100.00%	100.00%

3

12

1

2

3

4

5

13

1

1

2

2

1

2

3

4

14

15

1

1

2

2

1

2

3

4

5

3

	20	5.00%	4.75%
	5	5.00%	19.00%
	5	5.00%	19.00%
	5	5.00%	19.00%
POS	5	5.00%	19.00%

4

5

16

1

2

3

17

1

1

2

3

2

3

3

4

18

19

20

1

1

2

2

	50	
	5	

3

4

5

6

1

2

3

4

5

21

22

23

1

2

24

1

2

3

4

25

26

1

2

1

2

3

4

27

1

2

1

28

1

2

29

1

1

2

2

1

2

3

30

1

2

31

32

33

1

2

34

1

2

35

1

		17% 6%
		5%
		7%
		15%
		3%
		2%

	10%

	25%
	25%

2

(1)

[2011]4

17

3

V2.0 2007 12 2001 8 (R-2001-0043) POS
 (DGY-2007-1230) 2008 4

,

()

SZM11

DGY-2008-0172 (2001-1-19) 2008 3 31 (DGY-2008-0173) 2008 11

(2)

2011 10 31

GF201144200147

2013

15%

[2012]27

2014 1 13

[2014]25

2013 1 1

2014 12 31

10%

[2012]27

2013 1 1

2014 12 31

3

1

1

				11,000		110,602,253.72		100.00%	100.00%				

				1,300		13,132, 495.82		100.00 %	100.00 %				
				300		3,000,0 00.00		100.00 %	100.00 %				
				40,806		393,060 ,000.00		96.32%	96.32%		2,932,6 28.78		

39,306.00

[2014] 028

2

--	--	--	--	--	--	--	--	--	--	--	--	--	--

3

--	--	--	--	--	--	--	--	--	--	--	--	--	--

--	--	--	--	--	--	--	--	--	--	--	--	--	--

2

--	--	--

3

4

--	--	--

--	--	--

5

--	--	--	--	--	--

6

--	--	--

7

--	--	--

8

--	--	--	--

9

10

1

:	--	--	94,466.55	--	--	153,107.24
	--	--	94,466.55	--	--	153,107.24
	--	--	556,438,495.53	--	--	670,601,448.96
	--	--	556,438,495.53	--	--	670,601,448.96
	--	--	19,173,200.10	--	--	12,298,000.10
	--	--	19,173,200.10	--	--	12,298,000.10
	--	--	575,706,162.18	--	--	683,052,556.30

4

	--	--	--	--	--	--
	--	--	--	--	--	--

5

1

	3,695,225.62	1,562,043.68	283,293.79	4,973,975.51
	3,695,225.62	1,562,043.68	283,293.79	4,973,975.51

2

--	--	--

3

6

1

	288,205,07 9.33	100.00%	16,250,836. 56	5.64%	197,361,1 75.33	100.00%	14,883,324.3 5	7.54%

	288,205,07 9.33	100.00%	16,250,836. 56	5.64%	197,361,1 75.33	100.00%	14,883,324.3 5	7.54%
	288,205,07 9.33	--	16,250,836. 56	--	197,361,1 75.33	--	14,883,324.3 5	--

1						
	--	--	--	--	--	--
1	279,810,139.74	97.09%	13,990,506.99	180,181,472.80	91.30%	9,009,073.64
1 2	7,248,934.09	2.52%	1,449,786.82	10,875,145.17	5.51%	2,175,029.03
2 3	670,925.50	0.23%	335,462.75	5,210,671.36	2.64%	2,605,335.68
3	475,080.00	0.16%	475,080.00	1,093,886.00	0.55%	1,093,886.00
	288,205,079.33	--	16,250,836.56	197,361,175.33	--	14,883,324.35

2

--	--	--	--	--

--	--	--	--	--

3

--	--	--	--	--	--

4

5% 5%

5

		119,909,596.90		41.61%
		45,434,282.32		15.76%
		27,125,589.71		9.41%
		10,943,168.00		3.80%
		8,822,530.00		3.06%
	--	212,235,166.93	--	73.64%

6

--	--	--	--

7

--	--	--

8

--	--

7

1

					1,497,580.00	17.10%		
	8,414,756.17	100.00%	1,649,095.08	19.60%	6,858,895.51	78.33%	1,175,712.85	17.14%
	8,414,756.17	100.00%	1,649,095.08	19.60%	6,858,895.51	78.33%	1,175,712.85	17.14%
					400,000.00	4.57%		
	8,414,756.17	--	1,649,095.08	--	8,756,475.51	--	1,175,712.85	--

1								
1	4,128,664.46	49.06%	206,433.22		3,741,478.90	42.72%		187,073.92
1 2	3,215,057.32	38.21%	643,011.46		2,483,300.22	28.36%		496,660.04
2 3	542,768.00	6.45%	271,384.00		284,275.00	3.25%		142,137.50
3	528,266.39	6.28%	528,266.39		349,841.39	4.00%		349,841.39
	8,414,756.17	--	1,649,095.08		6,858,895.51	--		1,175,712.85

2

--	--	--	--	--

--	--	--	--	--

3

--	--	--	--	--	--

4

5% 5%

5

--	--	--	--

6

--	--	--	--	--

		1,159,920.00		13.78%
		800,000.00		9.51%
		771,200.00		9.16%
		445,134.58		5.29%
		392,768.00		4.67%
	--	3,569,022.58	--	42.41%

7



1	13,239,036.08	100.00%	3,142,175.68	100.00%
	13,239,036.08	--	3,142,175.68	--

2

		10,592,314.00	1	
		1,255,758.00	1	
		461,500.00	1	
Exadigm, Inc.		351,505.25	1	
		185,000.00	1	
	--	12,846,077.25	--	--

3

5% 5%

	51,924,270.57	559,104.71	51,365,165.86	31,988,597.30	559,104.71	31,429,492.59
	157,491,711.09	2,409,930.51	155,081,780.58	116,469,671.31	2,409,930.51	114,059,740.80

2

	684,990.06				684,990.06
	803,259.22				803,259.22
	362,576.52				362,576.52
	559,104.71				559,104.71
	2,409,930.51				2,409,930.51

3

--	--	--	--

10

	871,087.20	980,350.81
	20,041,572.02	19,398,137.35
	20,912,659.22	20,378,488.16


11**1**

--	--	--

2



3



4



5



12

1



2



13

--	--	--

14

	20.00%	20.00%	54,914,053.26	3,605,274.15	51,308,779.11	4,611,083.03	1,102,294.76

15

1

--	--	--	--	--	--	--	--	--	--	--	--

20,000,00 22,062,16 220,458.9 22,282,62 20.00% 20.00%
 0.00 4.22 5 3.17

16

1



--			--	
	20,644,745.93		--	20,132,237.87
	1,941,164.50		--	1,892,185.36
	1,028,541.63		--	1,061,581.35
	1,795,628.59		--	1,514,444.21
POS	11,162,324.99		--	10,786,379.72
	4,717,086.22		--	4,877,647.17
POS			--	
			--	
	20,644,745.93		--	20,132,237.87
	1,941,164.50		--	1,892,185.36
	1,028,541.63		--	1,061,581.35
	1,795,628.59		--	1,514,444.21
POS	11,162,324.99		--	10,786,379.72
	4,717,086.22		--	4,877,647.17

668,236.94

2

--	--	--	--	--	--

3

--	--	--	--

4

POS	10,786,379.72

5

--	--	--

4

--	--	--

5

19

--	--	--	--	--

20

--	--	--	--

1

21

1

2

24

--	--	--	--	--	--

25

--	--	--	--	--	--	--

1,923,172.31

314,027.24

1,609,145.07

2

	4,498,387.97		6,643,043.10	

--	--

27

	16,059,037.20	1,840,894.44		17,899,931.64
	2,409,930.51			2,409,930.51
	18,468,967.71	1,840,894.44		20,309,862.15

28

--	--	--

29

1

--	--	--

2

--	--	--	--	--	--

30

--	--	--

31

	76,688,859.05	49,183,745.40
	76,688,859.05	49,183,745.40

32

1

1	93,226,300.24	71,856,867.67
1-2	1,422,826.69	2,110,882.04
2-3	103,197.79	102,844.87
3	55,015.88	53,170.42

		28,061.29	28,061.29	
		64,460.16	64,460.16	
		643,380.90	643,380.90	
		402,354.09	402,354.09	
	17,013,087.82	46,237,823.79	63,218,315.17	32,596.44

402,354.09

38

1

1	305,646.12	7,640,676.36
1-2		732,199.43
2-3		
3		
	305,646.12	8,372,875.79

2

5% 5%

--	--	--

3

4

39

--	--	--	--	--

40

1

--	--	--

2

--	--	--

--	--	--	--	--	--	--

3

--	--	--	--	--	--	--	--	--	--

4

--	--	--	--	--	--	--	--

41

--	--	--

42

1

--	--	--

2

--	--	--	--	--	--	--

--	--	--	--	--	--	--	--	--

43

--	--	--	--	--	--	--

						/
	1,000,000.00				1,000,000.00	
PCI2.X POS	1,000,000.00				1,000,000.00	
	350,000.00				350,000.00	
	500,000.00				500,000.00	
POS	400,000.00				400,000.00	
	1,000,000.00				1,000,000.00	
	4,000,000.00				4,000,000.00	
	800,000.00				800,000.00	
	400,000.00				400,000.00	
	1,200,000.00				1,200,000.00	
	300,000.00				300,000.00	
	420,000.00				420,000.00	
pos	1,500,000.00				1,500,000.00	
	0.00	430,000.00			430,000.00	
	0.00	1,500,000.00			1,500,000.00	

	12,870,000.00	1,930,000.00			14,800,000.00	--
--	---------------	--------------	--	--	---------------	----

1		[2009]480				
100.00						
2		[2009]84			PCI2.X	POS
	2010	5		100.00		
3		[2010]543				
		35.00				
4		[2011]169				
				50.00		
5						
	40.00		POS			
6		[2011]169				
					100.00	
7		[2012]825				
		2012	7		400.00	
8				2012		2012
11					80.00	
9	2012				2012	12
	40.00					
10	2013					
	120.00					
11			2012			
		300,000.00				
12					420,000.00	
13			pos		1,500,000.00	
14	2014				43,000.00	
15					1,500,000.00	

47

	114,300,000.00					114,300,000.00	

3

48

641,920,393.65			641,920,393.65
	7,487,700.01		7,487,700.01
641,920,393.65	7,487,700.01		649,408,093.66

14,194,970.80			14,194,970.80
14,194,970.80			14,194,970.80

NM,Ã

54

1

	280,079,545.30	207,038,979.55
	0.00	0.00
	160,451,148.76	132,757,912.27

2

	280,079,545.30	160,451,148.76	207,038,979.55	132,757,912.27
	280,079,545.30	160,451,148.76	207,038,979.55	132,757,912.27

3

POS	273,098,714.93	158,778,236.34	199,893,317.07	131,428,142.43
POS	3,557,733.48	1,061,914.75	5,314,718.37	626,982.97
	102,564.10	38,982.00	68,376.07	25,656.00
	628,676.76	346,925.62	660,040.51	71,052.15
	2,671,393.15	225,090.05	1,063,723.08	606,078.72
	20,462.88		38,804.45	
	280,079,545.30	160,451,148.76	207,038,979.55	132,757,912.27

4

	463,026.93	375,989.23	3%
	308,682.61	255,483.92	2%
	1,854,996.78	1,537,623.20	--

57

	9,271,118.52	6,341,527.27
	1,781,986.70	4,619,888.24
	2,171,558.57	2,734,834.50
	3,975,122.00	3,366,950.71
	2,875,256.99	2,553,754.15
	9,184,472.50	8,891,909.20
	2,397,734.77	1,921,710.24
	906,455.73	953,189.41
	2,143,861.33	1,796,766.30
	34,707,567.11	33,180,530.02

58

	35,100,921.15	29,805,676.76
	9,079,580.58	6,505,316.89
	1,922,182.84	1,832,807.75
	375,621.06	399,560.63
	773,699.32	791,367.61
	2,149,610.12	475,249.73
	407,826.33	405,730.00
	2,838,213.16	2,589,922.44
	52,647,654.56	42,805,631.81

59

	-9,459,153.47	-6,358,716.97
	114,656.44	86,860.46
	5,160.74	66,349.27
	-9,339,336.29	-6,205,507.24

60

--	--	--

61**1**

	220,458.95	9,090,838.14
	220,458.95	9,090,838.14

2

--	--	--

3

	220,458.95	-24,198.91	
	220,458.95	-24,198.91	--

62

	1,840,894.44	-1,581,050.33

	1,840,894.44	-1,581,050.33
--	--------------	---------------

63**1**

	1,000.00	156,100.00	1,000.00
	11,278,969.20	14,673,273.61	
	0.20	72,700.00	0.20
	11,279,969.40	14,902,073.61	1,000.20

2

			/	
		106,600.00		

17,500.00

65

	225,349.73	875,327.42
	2,144,655.13	3,859,621.15
	2,370,004.86	4,734,948.57

66

项目	序号	单位：元	
		本期金额	上期金额
归属于公司普通股股东的净利润	A	46,517,444.22	23,724,582.67
非经常性损益	B	-341,492.75	9,324,406.71
扣除非经常性损益后的归属于公司普通股股东的净利润	C=A-B	46,858,936.97	14,400,175.96
期初股份总数	D	114,300,000.00	114,300,000.00
因公积金转增股本或股票股利分配等增加股份数	E	-	-
发行新股或债转股等增加股份数	F		-
增加股份次月起至报告期期末的累计月数	G	-	-
因回购等减少股份数	H	-	-
减少股份次月起至报告期期末的累计月数	I	-	-
报告期缩股数	J	-	-
报告期月份数	K	6	6
发行在外的普通股加权平均数	$L=D+E+F \times G/K - G/K - H \times I/K - J$	114,300,000.00	114,300,000.00
基本每股收益	$M=A/L$	0.41	0.21
扣除非经常损益基本每股收益	$N=C/L$	0.41	0.13
(2) 稀释每股收益的计算过程与基本每股收益的计算过程相同。			

67

--	--	--

68

1

	435,099.26
	1,000.00
	3,603,064.37
	4,039,163.63

2

	16,994,214.22
	20,120,829.69
	37,115,043.91

3

	1,930,000.00
	1,930,000.00

4

--	--

5

	27,223,800.00
	7,702,179.24
	34,925,979.24

6

--	--

2

	--	--
	--	--

3

	556,532,962.08	670,754,556.20
	94,466.55	153,107.24
	556,438,495.53	670,601,448.96
	556,532,962.08	670,754,556.20

70

1

2

--	--	--	--	--	--	--

1

--	--	--	--	--	--	--	--	--	--	--

2

						110,000,000	100.00%	100.00%	67004405-3
						13,000,000	100.00%	100.00%	68672193-6
						3,000,000	100.00%	100.00%	68934614- X
						408,060,000	96.32%	96.32%	58105547-6

3



--	--	--	--	--	--	--

	POS		13,846.15	0.01%	679,487.18	0.34%

2 /

/

/	/	/	/	/	/	/
---	---	---	---	---	---	---

/

/	/	/	/	/	/	/
---	---	---	---	---	---	---

/

3

--	--	--	--	--	--	--

			2012 01 01	2014 12 31		505,362.00

84,227.00

4

--	--	--	--	--	--

5

6

7

Ãxç

2

3

4

5

1

2

1

2

1

--	--	--	--

2

3

1

2

3

4

5

6

		0.00			0.00

	0.00				0.00
	0.00				0.00

8

9

1

1

	287,823,341.33	99.98%	16,231,749.66	5.64%	196,877,975.33	99.97%	14,859,164.35	7.55%
	287,823,341.33	99.98%	16,231,749.66	5.64%	196,877,975.33	99.97%	14,859,164.35	7.55%
	59,840.00				59,840.00	0.03%		
	287,883,181.33	--	16,231,749.66	--	196,937,815.33	--	14,859,164.35	--

1	--	--	--	--	--	--	--	--
1	279,029,468.41	96.94%	13,951,473.42		179,698,272.80	91.24%	8,984,913.64	

1	2	7,647,867.42	2.66%	1,529,573.48	10,875,145.17	5.52%	2,175,029.03
2	3	790,605.50	0.27%	395,302.75	5,210,671.36	2.65%	2,605,335.68
3		355,400.00	0.12%	355,400.00			

5

6

		119,909,596.90		41.65%
		45,434,282.32		15.78%
		27,125,589.71		9.42%
		10,943,168.00		3.80%
		8,822,530.00		3.06%
	--	212,235,166.93	--	73.71%

7

		59,840.00	0.02%
	--	59,840.00	0.02%

8

9

2

1

	1,852,543.52	20.04 %			3,350,123.52	34.98 %		

	6,639,662.25	71.83 %	1,404,872.15	15.20 %	5,169,467.97	53.96 %	935,848.50	18.10 %
	6,639,662.25	71.83 %	1,404,872.15	15.20 %	5,169,467.97	53.96 %	935,848.50	18.10 %
	751,367.44	8.13%			1,059,842.05	11.06 %		

	751,367.44			
	751,367.44		--	--

2

--	--	--	--	--

--	--	--	--	--

3

--	--	--	--	--

4**5% 5%**

5**6**

		1,852,543.52		20.04%
		1,159,920.00		12.55%
		751,367.44		8.13%
		445,134.58		4.82%

		392,768.00		4.25%
	--	4,601,733.54	--	49.79%

7

			751,367.44	8.13%
			1,852,543.52	20.04%
	--		2,603,910.96	28.17%

8

9

3

		110,000,000.00	110,000,000.00	602,253.72	110,602,253.72	100.00%	100.00%				
		13,000,000.00	13,000,000.00	132,495.82	13,132,495.82	100.00%	100.00%				
		3,000,000.00	3,000,000.00		3,000,000.00	100.00%	100.00%				
		263,060,000.00	263,060,000.00	130,000,000.00	393,060,000.00	96.32%	96.32%				
		20,000,000.00	22,062,164.22	220,458.96	22,282,623.17	20.00%	20.00%				

Exadigm, Inc.		3,121,250 .00	3,121,250 .00		3,121,250 .00	3.33%	3.33%				
	--	412,181,2 50.00	414,243,4 14.22	130,955,2 08.50	545,198,6 22.71	--	--	--			

4

1

		279,602,887.53	206,916,824.67
		0.00	0.00
		279,602,887.53	206,916,824.67
		205,141,219.78	189,963,688.85

2

		279,602,887.53	205,141,219.78
		279,602,887.53	205,141,219.78
		206,916,824.67	189,963,688.85
		206,916,824.67	189,963,688.85

3

POS		272,642,520.06	203,468,307.34
POS		3,557,733.47	1,061,914.75
		102,564.10	38,982.00
		628,676.75	346,925.64
		2,671,393.15	225,090.05
		279,602,887.53	205,141,219.78
		199,809,966.64	188,633,919.01
		5,314,718.37	626,982.97
		68,376.07	25,656.00
		660,040.51	71,052.15
		1,063,723.08	606,078.72
		206,916,824.67	189,963,688.85

2

--	--	--	--

3

	220,458.95	-24,198.91	
	220,458.95	-24,198.91	--

6

1	--	--
	21,614,923.60	-21,051,819.92
	1,841,608.96	-1,443,955.91
	2,168,880.86	1,838,958.92
	292,607.54	172,177.25
	406,856.24	322,626.00
	-2,791,719.99	-5,810,841.10
	-220,458.95	-9,090,838.14
	-26,724,338.93	11,285,344.43
	-75,980,681.71	-35,638,876.55
	28,933,758.11	-19,141,451.60
	-50,458,564.27	-78,558,676.62



2014