



2014

2015-023

2015 03

)

(

.....	2
.....	5
.....	7
.....	10
.....	34
.....	46
.....	51
.....	58
.....	61
.....	164

			300130
		Xinguodu	
		XGD	
			17A
		518040	
			17A
		518040	
		www.xinguodu.com	
		xgd-zqb@xinguodu.com	
		5022	B 11

	17A	17A
	0755-83481391	0755-83481391
	0755-86319990	0755-86319990
	liyanfang@xinguodu.com	fangyuan@xinguodu.com

	www.cninfo.com.cn

--	--	--	--	--	--

	2014	2013		2012
	678,200,326.93	499,177,767.74	35.86%	495,075,044.67
	388,957,724.06	309,530,557.90	25.66%	294,528,706.61
	35,832,045.47	22,310,613.40	60.61%	38,266,973.23
	77,332,937.51	56,599,098.77	36.63%	68,111,240.28
	79,581,385.94	54,940,058.49	44.85%	60,160,444.91
	68,708,194.95	44,885,149.02	53.08%	56,226,757.63
	-3,867,312.57	35,329,141.02	-110.95%	-38,725,834.44
/	-0.03	0.31	-110.93%	-0.34
/	0.70	0.48	45.83%	0.53
/	0.70	0.48	45.83%	0.53
	7.44%	5.45%	1.99%	6.28%
	6.43%	4.46%	1.97%	5.87%

1

2

	2014	2013	2012	
	479,361.17	9,613,916.23	-23,972.02	
	10,833,200.00	550,500.00	4,417,500.00	
	-389,370.18	-109,670.13	-439,265.70	
	50,000.00	-163.37	20,575.00	
	10,873,190.99	10,054,909.47	3,933,687.28	--

1 —

1 —

1 —

1

2015 1 5

6

2015 1 27

2				
2014	31,918.80	61.72%		
12,779.67	40.03%			
7,668.59	24.03%			
		6.29%	2015	

3

4

2014 2015

5

1

	POS	POS	POS	POS	POS
2014	“	”			
2014	7,958.14	67,820.03	35.86%	7,733.29	36.63%
		44.85%			
1				IPD	O2O
N			M-POS		
	PCI4.0	G			
					15.36% 2013
35.74%					
2				POS	
					&
Cartes Identification					
		5.41%	2013	801.96%	
3					
4					“ ”

“ ”

2014

5

“ ”

6

2

1

1

DCG

DCG

DCG

C&C

&\$%

&" & % ' \$" *) %

+ž-, "%(*+ž, &\$" \$ ')", *% ' ž), "' &\$ *\$" *%%

2

3

	2014	2013	
	678,200,326.93	499,177,767.74	35.86%

/			2014	2013	
			1,074,518	777,441	38.21%
			1,198,436	789,792	51.74%
			126,798	114,023	11.20%

30%

', " & %

)% +(%

4

	2014		2013		
	353,191,575.89	91.08%	272,455,664.73	88.15%	29.63%
	13,676,698.81	3.53%	15,240,349.89	4.93%	-10.26%
	22,672,143.40	5.85%	21,379,896.78	6.92%	6.04%
	387,779,608.18	100.00%	309,075,911.40	100.00%	25.46%

5

	2014	2013		
	98,295,524.31	76,460,971.07	28.56%	
	156,945,062.59	109,144,189.66	43.80%	
	-12,717,729.87	-14,766,249.01	13.87%	
	-2,239,032.20	1,708,663.80	-231.04%	

6

%(z%, z** (") &

% " * %

& %

	2014	2013	2012
	104,188,634.52	76,757,353.10	66,553,514.04
	15.36%	15.38%	13.44%
	0.00	0.00	0.00

	0.00%	0.00%	0.00%
	0.00%	0.00%	0.00%

7

	2014	2013	
	699,860,476.48	599,673,731.54	16.71%
	703,727,789.05	564,344,590.52	24.70%
	-3,867,312.57	35,329,141.02	-110.95%
	7,200,000.00	16,420,000.00	-56.15%
	178,216,532.90	75,031,038.28	137.52%
	-171,016,532.90	-58,611,038.28	-191.78%
	12,302,628.02	15,618,641.52	-21.23%
	11,430,000.00	5,715,000.00	100.00%
	872,628.02	9,903,641.52	-91.19%
	-174,011,217.45	-13,378,255.74	-1,200.70%

30%

1. 110.95%
2. 56.15%
3. 137.52%
4. 191.78%
5. 100%
6. 91.19% 2014 2013
7. 1,200.70%

8

	384,604,909.13
	56.72%

30%

	132,207,152.50
	36.17%

30%

9

2014

104

5.41% 2013 801.96%

PCI4.0 POS O2O

POS

72.42%

5.44%

50.98

5.43%

2014

2015

2015

1

2015

POS

2

&\$%)

&\$%(

&\$%)

3

4

2015

IBM

5

2015

20%

2

1

	678,200,326.93	289,242,602.87
POS	666,278,970.54	279,449,390.38
POS	4,442,053.58	3,236,456.15
	102,564.10	63,582.10
	1,541,954.41	1,405,672.14
	5,724,972.98	4,977,690.78
	109,811.32	
	678,200,326.93	289,242,602.87
	220,596,511.97	86,507,599.15
	91,478,760.00	40,214,535.70

	132,475,686.20	56,907,036.28
	106,776,505.83	46,993,167.41
	47,011,930.75	22,538,263.70
	27,325,663.56	9,835,725.32
	15,826,556.78	6,129,853.59
	36,708,711.84	20,116,421.71
	678,200,326.93	289,242,602.87

2 10%

	678,200,326.93	387,779,608.18	42.82%	36.08%	25.85%	4.67%
POS	666,278,970.54	386,829,580.16	41.94%	39.64%	26.85%	5.85%
	220,596,511.97	134,088,912.82	39.22%	47.92%	48.42%	-0.21%
	91,478,760.00	51,264,224.30	43.96%	1.83%	-9.32%	6.90%
	132,475,686.20	75,568,649.92	42.96%	29.80%	20.86%	4.22%
	106,776,505.83	59,783,338.42	44.01%	46.28%	30.73%	6.66%

3

3

3

1

	2014		2013			
	515,970,004.73	37.36%	683,052,556.30	54.52%	-17.16%	
	299,105,960.46	21.65%	182,477,850.98	14.56%	7.09%	
	127,407,106.0	9.22%	114,059,740.80	9.10%	0.12%	

	0					
	24,526,601.30	1.78%	22,062,164.22	1.76%	0.02%	
	26,981,294.82	1.95%	20,644,745.93	1.65%	0.30%	
gRqNÍp-Å5K(fxPA-ñ wXi 0ñFÿ 5	230,792,939.8	16.71%	73,749,092.60	5.89%	10.82%	

30,822.69

2.

	()		(1)		(2)	(3) (2)/(1)				
--	-----	--	-----	--	-----	----------------	--	--	--	--



	2012 8 27 “ ” 1
()	

3

4

5

6

7

6

				110,000,000.00	290,294,741.25	273,155,996.61	80,709,252.13	8,471,415.44	17,686,274.66
				13,000,000.00	86,633,558.19	83,955,668.19	23,573,375.84	18,391,153.51	23,907,018.77
				3,000,000.00	969,655.86	492,656.08	35,542.83	-499,209.93	-535,437.11
				408,060,00	405,474,62	394,688,23	428,205.11	-256,154.	-256,154.34

0.00

2.66

2.92

34

5

“ ”

1999 6 2

1052.63

POS

2013 1 11

80%

20%

2014 12 31

79,877,962.61 ,

63,368,267.98 ,

10.08% 26.29% 2014

33,450,773.43 ,

8.01%;

12,022,435.48 ,

6.62%;

13,161,783.63

21.39%

7

1

%

&\$\$,

, %

&\$%

&''

&\$%(

%

&

(;

D&D

D7

&\$%{

C&C

&\$%{

&" ,

(, " +%

&\$%{

%\$" +%

%\$%

&) %

' 7

C&C

' \$%

&\$%\$

&\$%\$

\$" %%%

&\$%{

%" *\$%

%

(;

&\$%{

]D\cbY*

5dd' Y Day

@ccdDay

DCG

C&C

&

%

%

&\$%{

DCG

&\$%{

(-"" *

(+ " +%%

%&\$" "(

DCG

% - " "

(' - " -

)' \$"

&\$%{

DCG

' %\$

&% + %%

&\$%{

.....

%{ (" *)

&- " & % ' \$" *)%

&)" +)

% + " \$%

&\$" + \$% &- " + &%

()" &(

&&"),

%+ \$" &) % % (" &' %

&

&\$%) % %

fll GCŁ
ft f ai X8YhYVh] cbGYfj] VVgŁ

fIAYfVXabhG] hYl bgdYVh] cbgŁ

fI9ei] daYbh@Yag] b[Ł

&\$%(

' ž&) \$

&\$% &ž')(

3

%
%

ž ž

DCG

&

& &\$%)
&\$%(
%&

%(

&L

*'' '%
' L

D71 (" \$ DCG

C&C

DCG

(L

)"((%

)\$"-,

)"(' %

+&' (&%

)L

&\$%(
&\$%)

&\$%(

&\$%)

%
&\$%&

DCG

&
&\$%&

&\$%& &\$%&

.

(

&\$%&

&\$%&

I 6A

)

&\$%&

.

%

&\$%& %)

*

&\$%& % &+

&

&\$%&

+Z**,") -

' %Z- % " , \$

&(" '\$ %

*% +&%

** &- %

&\$%&

.

ž

(
&\$%)

&\$%)

)

4

%
%

C&C

&

I H

' W/C

&\$%)

(

&
%

&\$%)

&

&\$%

I H

.

(

)

5

*(*ž' '(ž-' ('''

“

”

2012

2012 -2014

2014 5 5
10

2013

1.00

2013

11,430

2013

10%

114,300,000

2014 6 25



10						0
10						0.50
10						10
						114,300,000
						5,715,000.00
						105,904,359.79
						100.00%
114,300,000	10	0.5		2014	12	31
114,300,000		10	10			114,300,000
228,600,000						

% &\$%& (&* &\$%& &\$%& &\$%& &\$%& %& ' %
 %&(' \$ %\$ % \$\$ %&(' %&(' \$
 &' &\$% (&* &\$%& &\$%& &\$%& %&(' \$
 %\$ \$"))+%")
 ' " &\$%()) &\$% &\$% &\$% %&(' \$ &\$% %&(' \$ \$\$\$
 %\$ % \$\$ %&(' \$ &\$%
 (" &\$%(%\$ \$") &\$%(
 %& ' % %&(' \$ \$\$\$ %\$ %\$ %&(' \$ \$\$\$
 && z* \$\$\$
 &\$%(

2014	5,715,000.00	79,581,385.94	7.18%
2013	11,430,000.00	54,940,058.49	20.80%
2012	5,715,000.00	60,160,444.91	9.50%

%

&\$%\$ %& %)

&

%

&

.

(

.

--	--	--	--	--	--

2014 01 06					
2014 03 06					
2014 03 07					
2014 03 12					
2014 03 28					
2014 03 31					
2014 05 27					
2014 07 15					
2014 07 25					
2014 08 18					
2014 08 28					
2014 09 02				24	
2014 10 15					
2014 11 13				14	
2014 11 21					
2014 11 25					
2014 12 03					
2014 12 22					
2014 12 26					
2014 12 31					

1

2

3

4

&\$%(& &\$

&\$%(& &%

&\$%(, %

&\$%{	&\$%{ #(#%\$	
	&\$%{ #(#%\$	
	&\$%{ #(#%\$	
	&\$%{ #(#%\$	
	&\$%{ #)%&	&\$%{! \$* -
	&\$%{ #)%&	&\$%{! \$+&
	&\$%{ #)%&	
	&\$%{ #)%&	&\$%{! \$+%
	&\$%{ #)%&	
	&\$%{ #)%&	&\$%{! \$+\$
	&\$%{ #)%&	
	&\$%{ #+##	&\$%{! \$,)
	&\$%{ #)%#&+	
	&\$%{ #)%#&+	&\$%{! \$\$%
	&\$%{ #)%#&+	&\$%{! \$%%
	&\$%{ #)%#&+	
	&\$%{ #)%#&+	
	&\$%{ #)%#&+	&\$%{! \$\$-
	&\$%{ #)%#&+	
	&\$%{ #&#&	&\$%{! \$%*

1

2

2

3

1

2

3

4

1

5%

			2010 09 30		

		25%			
		2010			
	11	“			

		”			
		5% 1	2010 09 30		
	2				
	3				

		()	2010 09 30 09 30		

		<p style="text-align: center;">2013</p> <p>10 18</p> <p style="text-align: center;">2014 10</p> <p>18</p>	<p>2013 09 22</p>	<p>2013 10 18</p> <p>2014 10</p> <p>18</p>	

5%

2014 12 15

2014 12 18

&\$%& & &\$
&\$%& & &%
&\$%& , %

&\$%& - (&\$%&
&\$%& - &
&\$%& %& &+

&\$%& %& (

&\$%& %& %& &\$%& %& %&
&\$%& %& %&

&\$% %& %

2014 12

2015

1

	50,692,50 0	44.36%				-10,091,25 0	-10,091,25 0	40,601,25 0	35.52%
3	50,692,50 0	44.36%				-10,091,25 0	-10,091,25 0	40,601,25 0	35.52%
	50,692,50 0	44.36%				-10,091,25 0	-10,091,25 0	40,601,25 0	35.52%
	63,607,50 0	55.64%				10,091,25 0	10,091,25 0	73,698,75 0	64.48%
1	63,607,50 0	55.64%				10,091,25 0	10,091,25 0	73,698,75 0	64.48%
	114,300,0 00	100.00%				0	0	114,300,0 00	100.00%

2014 10
9,517,500

38,070,000
8.33%

33.31%
2014 10 29

2014 10

38,070,000
2014-108

2014 10 18

2

	540,000	135,000		405,000	2014 1 1
	38,070,000	9,517,500		28,552,500	2014 10 29
	540,000	135,000		405,000	2014 1 1
	810,000	0		810,000	--
	9,517,500	0		9,517,500	--

1 1

2 ~


	1,040,000		1,040,000
	990,000		990,000
	660,900		660,900
	634,300		634,300
10 10 10			
4	660,900		

2

5	2001	
10		

3

5	2001	
10		



4 10%

5 10

	28,552,500	2014 10 29	9,517,500	
	9,517,500			
	810,000			
	506,250			
	405,000			
	405,000			
	405,000			

1

			48		38,070,000	0	0	38,070,000	0	0	0	0	
			44		12,690,000	0	0	12,690,000	0	0	0	0	
			52		540,000	0	0	540,000	0	0	0	0	
			46		540,000	0	0	540,000	0	0	0	0	
			48		0	0	0	0	0	0	0	0	
			42		0	0	0	0	0	0	0	0	
			47		0	0	0	0	0	0	0	0	
			48		0	0	0	0	0	0	0	0	
			46		0	0	0	0	0	0	0	0	
			47		0	0	0	0	0	0	0	0	
			57		675,000	0	0	675,000	0	0	0	0	

			39		1,080,000	0	0	1,080,000	0	0	0	0	
			39		0	0	0	0	0	0	0	0	
			46		540,000	0	0	540,000	0	0	0	0	
			61		0	0	0	0	0	0	0	0	
			45		0	0	0	0	0	0	0	0	
			43		0	0	0	0	0	0	0	0	
			41		0	0	0	0	0	0	0	0	
			33		0	0	0	0	0	0	0	0	
	--	--	--	--	54,135,000	0	0	54,135,000	0	0	0	0	--

2

						0	150,000		0	0		150,000	
						0	150,000		0	0		150,000	
						0	150,000		0	0		150,000	
						0	120,000		0	0		120,000	
						0	100,000		0	0		100,000	
	--	--				0	670,000		0	0		670,000	

1

48

2001

44

MBA

52

46

42

&\$\$+

(+

(,

(*

(+

()

*%

('

(%

&\$\$+

&\$\$%

2

)+

' -

ž

' -

3

(,

(*
,,

&\$\$+

			2007 08 08	2015 03 11	
			2005 10 18	2015 03 11	
			1998 08 28	2015 03 11	
			2007 06 13	2015 03 11	
			2007 02 22	2015 03 11	
			2012 08 01	2015 03 11	
			2009 01 01	2014 04 01	
			2000 08 01	2015 03 11	
			2007 11 01	2015 03 11	

			44		38.9		38.9
			52		43.9		43.9
			46		43.9		43.9
			48		34.7		34.7
			42		6.3		6.3
			47		6.3		6.3
			48		6.3		6.3
			46		6.3		6.3
					6.3		6.3
			57		2.5		2.5
			39		12.2		12.2
			39		41.6		41.6
			46		28		28
	--		--	--	339.5		339.5

&Cp@{P

			2014 10 22	
			2014 04 14	
			2014 04 14	
			2014 04 14	
			2014 04 14	
			2014 05 05	2013 1 2015
			2014 05 05	2013
			2014 05 05	2013
			2015 02 11	2015

2014 12 31

1332

	318	299	621	94	1332
(%)	23.87	22.45	46.62	7.05	100
	541	198	92	501	1332
%	40.62	14.86	5.86	38.66	100.00
	30	30—40	40—50	50	
	942	332	51	7	1332

%	70.72	24.92	3.83	0.53	100.00
---	-------	-------	------	------	--------

1

2

3

8

3

4

3

1

5

6

www.cninfo.com.cn

7

1

2013	2014 05 05	www.cninfo.com.cn	2014 05 05

2

2014	2014 01 23	www.cninfo.com.cn	2014 01 23
2014	2014 04 29	www.cninfo.com.cn	2014 04 29
2014	2014 09 04	www.cninfo.com.cn	2014 09 04

	2014 01 03	www.cninfo.com.cn	2014 01 03
	2014 02 20	www.cninfo.com.cn	2014 02 21
	2014 04 09	www.cninfo.com.cn	2014 04 10
	2014 04 14	www.cninfo.com.cn	2014 04 15
	2014 04 24	www.cninfo.com.cn	2014 04 25
	2014 05 05	www.cninfo.com.cn	2014 05 05
	2014 05 09	www.cninfo.com.cn	2014 05 12
	2014 07 23	www.cninfo.com.cn	2014 07 25

	2014 08 19	www.cninfo.com.cn	2014 08 19
	2014 10 22	www.cninfo.com.cn	2014 10 23
	2014 12 15	www.cninfo.com.cn	2014 12 18

12 15

2010

	2015 03 27
	[2015]003904

2014 () 2014 12 31

: 2 : 1

2014 12 31

2014

1

2014 12 31

--	--	--

	515,970,004.73	683,052,556.30
	75,755,288.58	75,753,289.04
	299,105,960.46	182,477,850.98
	3,213,386.36	3,142,175.68
	1,856,222.19	3,695,225.62
	6,089,565.61	7,580,762.66
	127,407,106.00	114,059,740.80
	7,493,811.49	20,378,488.16
	1,036,891,345.42	1,090,140,089.24
	3,121,250.00	3,121,250.00
	24,526,601.30	22,062,164.22
	26,981,294.82	20,644,745.93
	230,792,939.85	73,749,092.60

	236,638,295.61	204,072,029.62
	11,320,000.00	12,870,000.00
	11,320,000.00	12,870,000.00
	247,958,295.61	216,942,029.62
	114,300,000.00	114,300,000.00
	671,145,093.66	641,920,393.65
	17,440,475.56	14,194,970.80
	327,492,908.55	262,587,027.37
	1,130,378,477.77	1,033,002,391.82
	2,923,212.55	2,932,628.78
	1,133,301,690.32	1,035,935,020.60
	1,381,259,985.93	1,252,877,050.22

2

	354,446,108.16	496,570,432.32
	75,695,657.58	75,295,159.04
	298,964,114.51	182,078,650.98
	3,082,586.36	2,969,376.32
	1,451,084.12	1,278,205.12
		30,000,000.00
	17,983,659.53	8,643,585.04
	134,309,360.30	128,357,441.65
	7,493,811.49	20,270,128.35
	893,426,382.05	945,462,978.82
	3,121,250.00	3,121,250.00
	543,586,601.30	411,122,164.22
	23,818,669.90	18,996,781.30
	1,824,618.46	1,904,680.07

	4,269,621.98	3,222,778.31
	8,238,386.29	4,050,741.51
	10,592,314.00	
	595,451,461.93	442,418,395.41
	1,488,877,843.98	1,387,881,374.23
	48,847,926.39	49,183,745.40
	364,601,551.65	299,137,824.39
	32,140,589.98	46,289,742.82
	19,404,455.90	13,376,307.05
	7,166,716.99	5,939,416.37
	104,760,011.86	106,614,156.84
	576,921,252.77	520,541,192.87
	6,100,000.00	8,800,000.00

	6,100,000.00	8,800,000.00
	583,021,252.77	529,341,192.87
	114,300,000.00	114,300,000.00
	668,211,755.86	641,920,393.65
	17,440,475.56	14,194,970.80
	105,904,359.79	88,124,816.91
	905,856,591.21	858,540,181.36
	1,488,877,843.98	1,387,881,374.23

3

	678,200,326.93	499,177,767.74
	678,200,326.93	499,177,767.74
	645,000,638.19	488,150,652.15
	388,957,724.06	309,530,557.90
	5,129,772.00	4,209,043.78

	98,295,524.31	76,460,971.07
	156,945,062.59	109,144,189.66
	-12,717,729.87	-14,766,249.01
	8,390,285.10	3,572,138.75
“ ”		
“ ”	2,632,356.73	11,283,497.81
	2,632,356.73	2,168,460.76
“ ”		
“ ”	35,832,045.47	22,310,613.40
	42,382,710.90	34,471,501.52
		498,879.18
	881,818.86	183,016.15
	479,361.17	
“ ”	77,332,937.51	56,599,098.77
	-2,239,032.20	1,708,663.80
“ ”	79,571,969.71	54,890,434.97
	79,581,385.94	54,940,058.49
	-9,416.23	-49,623.52

3.		
4.		
5.		
6.		
	79,571,969.71	54,890,434.97
	79,581,385.94	54,940,058.49
	-9,416.23	-49,623.52
	0.70	0.48
	0.70	0.48

4

	677,939,954.18	498,568,368.71
	500,671,254.12	415,552,171.76
	2,994,999.16	2,265,833.81
	73,521,508.96	58,314,643.26
	99,267,431.03	68,701,143.06
	-6,547,493.85	-8,556,653.02
	8,196,388.12	3,634,177.37
“ ”		
“ ”	2,464,437.08	41,177,201.27
	2,464,437.08	2,168,460.76

“ ”	2,300,303.72	-165,746.26
	26,848,787.27	14,475,967.98
	881,688.13	181,716.64
	479,361.17	
“ ”	28,267,402.86	14,128,505.08
	-4,187,644.78	-652,091.61
“ ”	32,455,047.64	14,780,596.69
1.		
2.		
1.		
2.		
3.		
4.		
5.		
6.		
	32,455,047.64	14,780,596.69

	7,200,000.00	3,420,000.00
	7,200,000.00	16,420,000.00
	178,216,532.90	54,679,533.03
		20,351,505.25

6


	654,383,885.92	556,145,097.35
	16,504,566.23	13,403,388.80
	151,496,232.12	7,921,424.74
	822,384,684.27	577,469,910.89
	516,177,963.48	363,284,719.84
	84,270,544.11	75,262,934.80
	28,784,402.29	23,019,185.24
	229,577,981.38	77,995,922.02
	858,810,891.26	539,562,761.90
	-36,426,206.99	37,907,148.99
		13,000,000.00
	30,000,000.00	
	5,700,000.00	1,500,000.00
	35,700,000.00	14,500,000.00
	13,616,152.07	2,859,889.83
	130,000,000.00	20,351,505.25
	143,616,152.07	23,211,395.08
	-107,916,152.07	-8,711,395.08

	6,719,369.02	12,098,676.69
	6,719,369.02	12,098,676.69
	11,430,000.00	5,715,000.00
	11,430,000.00	5,715,000.00
	-4,710,630.98	6,383,676.69
	-149,052,990.04	35,579,430.60
	484,272,432.22	448,693,001.62
	335,219,442.18	484,272,432.22

7

	114,300,000.00				641,920,393.65				14,194,970.80		262,587,027.37	2,932,628.78	1,035,935,020.60
	114,300,000.00				641,920,393.65				14,194,970.80		262,587,027.37	2,932,628.78	1,035,935,020.60

					29,224, 700.01				3,245,5 04.76		64,905, 881.18	-9,416.2 3	97,366, 669.72
											79,581, 385.94	-9,416.2 3	79,571, 969.71
					29,224, 700.01								29,224, 700.01
1													
2													
3					29,224, 700.01								29,224, 700.01
4													
									3,245,5 04.76		-14,675, 504.76		-11,430, 000.00
1									3,245,5 04.76		-3,245,5 04.76		
2													
3											-11,430, 000.00		-11,430, 000.00
4													
1													
2													
3													
4													
1													
2													
	114,30				671,145				17,440,		327,492	2,923,2	1,133,3

	0,000. 00	,093.66	475.56	,908.55	12.55
---	--------------	---------	--------	---------	-------

									59.67		59.67		00.00
1									1,478,0 59.67		-1,478,0 59.67		
2													
3											-5,715,0 00.00		-5,715,0 00.00
4													
1													
2													
3													
4													
1													
2													

	114,300, 000.00				641,920,3 93.65				14,194,97 0.80	88,124, 816.91	858,540,1 81.36
	“ ”				26,291,36 2.21				3,245,504 .76	17,779, 542.88	47,316,40 9.85
										32,455, 047.64	32,455,04 7.64
					26,291,36 2.21						26,291,36 2.21
1											
2											
3					26,291,36 2.21						26,291,36 2.21
4											
									3,245,504 .76	-14,675, 504.76	-11,430,0 00.00
1									3,245,504 .76	-3,245,5 04.76	
2										-11,430, 000.00	-11,430,0 00.00
3											
1											
2											
3											
4											
1											
2											

	114,300, 000.00				668,211,7 55.86				17,440,47 5.56	105,904 ,359.79	905,856,5 91.21
--	--------------------	--	--	--	--------------------	--	--	--	-------------------	--------------------	--------------------

1											
2											
3											
4											
1											
2											
	114,300,000.00				641,920,393.65				14,194,970.80	88,124,816.91	858,540,181.36

1

(“ ” “ ”)

“ ” 2001 7 31

300.00 120.00

40.00% 90.00 30.00%

90.00 30.00% [2001] 347

4403012070860

2001 12 12 30.00%

70.00% 30.00% 2002

1 28

2004 5 21 1,200.00

1,500.00

86.00% 14.00% 2004 5 31

(2004) 159

2007 12 13 2,500.00

4,000.00 86.00%

14.00% 2007 12 20

[2007]152

2008 3 10 86.00%

4,449.64

13

2008 3 24

	()	
	2,115	52.875%
	705	17.625%
	705	17.625%
	40	1.000%
	40	1.000%
	60	1.500%
	40	1.000%
	40	1.000%
	60	1.500%
	50	1.250%
	35	0.875%
	60	1.500%
	50	1.250%
	4,000	100%

2008 4 8 2008 3 2008 4 8
 2008 3 31

59,860,459.32 4,000.00 1:1 4,000 [2008]35 2008 4 25

4,000.00 440301103074776

2008 7

2008

750.00 4,750.00 () ()

750.00 4,750.00 11 5,002.50

4,750.00 4,252.50 [2008]74

2008 7 18

2009 6 5 () 1.684%

2009 6 22

2009 6 22 () 2.105%

2009 6 22

2009 7 15 (“ ”)

120 (“ ”) 2009 8 10

(2009 12) 2009 8 26

2009 T-10801

2.5263%

2009 9 27

120

900.00

484.02

20

10

50

20

2009 9 30

2009 9 30

	()	
	2,115	44.5263%
	705	14.8421%
	705	14.8421%
	160	3.3684%
	100	2.1053%
	80	1.6842%
	60	1.2632%
	60	1.2632%
	60	1.2632%
	50	1.0526%
	50	1.0526%
	50	1.0526%
	50	1.0526%
	50	1.0526%
	50	1.0526%
	50	1.0526%
	50	1.0526%
	40	0.8421%
	40	0.8421%
	40	0.8421%
	40	0.8421%
	40	0.8421%
	35	0.7368%
	30	0.6316%
	20	0.4211%
	20	0.4211%
	20	0.4211%
	20	0.4211%
	10	0.2105%
	4,750	100%

[2010]1292

2010 10 8 (A) 1,600
 1.00 43.33 2010 10 13 69,328.00
 46,945,065.67 646,334,934.33
 “ [2010]124 ”
 2011 4 21 6,350 10 2
 () 10 8 5,080.00
 11,430

2

3

POS

4

(POS)

(POS)

5

6

2015 3 27

4

*1				11,000	
*2				1,300	
*3				300	
*4				40,806	

--	--	--	--	--	--

*1	100%	100%	11,000	---	
*2	100%	100%	1,300	---	
*3	100%	100%	300	---	
*4	94.60%	94.60%	39,306	---	

*1		67004405-3	---	---	---
*2		68672193-6	---	---	---
*3		68934614-X	---	---	---
*4		58105574-6	2,923,212.55	---	---

*1 “ ” 2007 11
 50.00 100% () [2007]165
 2009 2 24 950.00 ()
 [2009]22 2009 3 9 1,000.00
 100%
 2011 4 1 10,000.00
 [2011]121 11,000.00 100%
 2011 5 19
 *2 (“ ”) 2009 4 15 300.00
 100% (2009)5-024
 2009 6 16 1,000.00
 (2009)196 2009 6 17 1,300.00
 100%
 *3 (“ ”) 2009 5 7 300.00
 100% (2009) X044
 *4 (“ ”) 2011 8 17
 15,000.00 3,000.00 2,700 90.00%

	(2011)303	2012 6 15	10,800.00	
	13,800.00		[2012] 193	2014 2
26	13,000		[2014] 028	
	2012 5 21	15,000.00		27,806.00
	12,806.00			26,606.00
	26,306.00		[2012] 314	
2014 1 3		27,806		40,806 2014 2
26	13,000		[2014] 028	

1

”)

15 —

(2014)

(“

2

12

1

2

1 1 12 31

3

1 1 12 31

4

5

1

1

2

3

4

2

1

2

3

1

2

6

7

8

5

3.

1

2

1

2

4.

5.

6.

1

2

3

4

5
6

7

8

1

50% 50%

20% 20%

50%

2

+"

1

2

11

1

	100

2

1 1	5.00%	5.00%
1 2	20.00%	20.00%
2 3	50.00%	50.00%
3	100.00%	100.00%

3

12

%

%

%

% 3

1

22 —

2

22 —

3

22 —

4

5

22 —

4

- 1
- 2
- 3
- 4

1

22 —

2

1

2

5

CE

15

16

1

1

2

2

		40	5.00%	2.375%
		5	5.00%	19%
		5	5.00%	19%
POS		5	5.00%	19%
		5	5.00%	19%

3

17

1

2

18

1

1

2

3

2

3

3

4

19

20

21

1

1

2

1

	50	
	5	

2

2

1

2

1

2

3

4

5

22

23

1

1

2

	5
	10

24

1

2

3

4

25

1

2

26

%

%

1
5

2
6

3

4

%

%

%

27

28

1

2

1

2

29

1

2

30

/

()

1

1

2

2

1

2

3

3

1

2

31

1

1

2

2

1

2

32

33

1

--	--	--

2014

2014 7 1

1

30 —

	2013 1 1		2013 12 31	
	---	9,450,000.00	---	12,870,000.00
	9,450,000.00	---	12,870,000.00	---
	9,450,000.00	9,450,000.00	12,870,000.00	12,870,000.00

2

	2013 1 1		2013 12 31	
	---	3,121,250.00	---	3,121,250.00
	3,121,250.00	---	3,121,250.00	---
	3,121,250.00	3,121,250.00	3,121,250.00	3,121,250.00

2

--	--	--	--

20 40		2014 11 01	
----------	--	------------	--

2014 12 17

	20	4.750%	40
			2.375%

34

1

		17% 6%
		5%
		7%
		3%
		2%

	15%
	10%
	25%
	25%

2

(1)

[2011]4

17

3

V2.0 2007 12 2001 8 (R-2001-0043) POS
 (DGY-2007-1230) 2008 4

,
 () “
 V1.0” “ SZM11 V4.0”
 (2001-1-19) 2008 3 31 (DGY-2008-0172 DGY-2008-0173) 2008 11

(2)

2011 10 31 GF201144200147 2014

15%

[2012]27

2014 1 13

[2014]25

2013 1 1 2014 12 31 10%

[2012]27

2014 1 1

2014 12 31

3

1

	99,745.11	153,107.24
	496,643,593.64	670,601,448.96
	19,226,665.98	12,298,000.10
	515,970,004.73	683,052,556.30

1

	12,213,000.10	12,298,000.10
	7,013,665.88	---
	19,226,665.98	12,298,000.10

167,082,551.57

24.46%

2

--	--	--

3

4

1

	75,755,288.58	75,753,289.04
	75,755,288.58	75,753,289.04

2

--	--

3

--	--	--

4

--	--

5

1

--	--	--

	319,187, 964.41	100.00%	20,082,0 03.95	6.29%	299,105,9 60.46	197,361 ,175.33	100.00%	14,883,32 4.35	7.54%	182,477,85 0.98
	319,187, 964.41	100.00%	20,082,0 03.95	6.29%	299,105,9 60.46	197,361 ,175.33	100.00%	14,883,32 4.35	7.54%	182,477,85 0.98

1			
1	302,444,930.56	15,122,246.53	5.00%
1 2	12,489,618.36	2,497,923.67	20.00%
2 3	3,583,163.49	1,791,581.75	50.00%
3	670,252.00	670,252.00	100.00%
	319,187,964.41	20,082,003.95	6.29%

2

5,198,679.60

3

		500.00			
		1,260.00			
		1,260.00			
		220.00			
		31,787.00			
		2,000.00			
		1,680.00			
		900.00			
		2,410.00			
		3,900.00			
		134,475.00			
	--	180,392.00	--	--	--

4

		127,271,613.20	1	39.87%
		474,186.24	1 2	0.15%
		50,943.50	2 3	0.02%
		41,290,881.95	1	12.94%

		1,612,890.01	1 2	0.51%
		19,756,444.00	1	6.19%
		1,874,790.96	1 2	0.59%
		17,345,871.63	1	5.43%
		12,149,100.00	1	3.81%
		221,826,721.49		69.51%

5

6

5 5
121,826,789.08 61.73%

6

1

1	2,860,158.14	89.01%	3,142,175.68	100.00%
1 2	353,228.22	10.99%		
	3,213,386.36	--	3,142,175.68	--

1

2

		677,300.00	1	
ExaDigm Inc		351,505.25	1	
		309,768.20	1	
		296,000.00	1	
		269,960.00	1-2	

		1,904,533.45	
--	--	--------------	--

5 5

7

1

	1,856,222.19	3,695,225.62
	1,856,222.19	3,695,225.62

2

--	--	--	--	--

8

1

()		
-----	--	--

2

1

()				
-----	--	--	--	--

9

1

--	--	--	--	--	--	--

						1,497,580.00	17.10%			1,497,580.00
	7,854,947.82	100.00%	1,765,382.21	22.47%	6,089,565.61	6,858,895.51	78.33%	1,175,712.85	17.14%	5,683,182.66
						400,000.00	4.57%			400,000.00
	7,854,947.82	100.00%	1,765,382.21	22.47%	6,089,565.61	8,756,475.51	100.00%	1,175,712.85	13.43%	7,580,762.66

1			
1		4,199,693.16	209,984.66 5.00%
1 2		1,423,658.75	284,731.75 20.00%
2 3		1,921,860.22	960,930.11 50.00%
3		309,735.69	309,735.69 100.00%
		7,854,947.82	1,765,382.21 22.47%

2

589,669.36

--	--	--

3

--	--

--	--	--	--	--	--

4

	1,552,679.61	2,603,769.21
	6,177,186.26	6,098,036.67
	125,081.95	54,669.63
	7,854,947.82	8,756,475.51

5

		1,159,920.00	2-3	14.77%	579,960.00
		800,000.00	1 2	10.18%	160,000.00
		600,000.00	1	7.64%	30,000.00
		540,671.03	1	6.88%	27,033.55
		500,000.00	3	6.37%	500,000.00
	--	3,600,591.03	--	45.84%	1,296,993.55

6

--	--	--	--	--

7

8

5

5

10

1

	26,264,411.71	1,156,324.92	25,108,086.79	26,249,887.52	684,990.06	25,564,897.46
	3,170,718.70		3,170,718.70	2,432,966.63		2,432,966.63
	5,049,967.93	98,688.36	4,951,279.57	8,139,552.15	362,576.52	7,776,975.63

11

--	--	--	--	--

12

--	--	--

13

	871,991.00	980,350.81

1

-

3

Exadigm, Inc.	3,121,250.00			3,121,250.00					3.33%	
	3,121,250.00			3,121,250.00					--	

4

5

15

1

2

3

16

1

2

3

17

	22,062,16			2,464,437						24,526,60
	4.22			.08						1.30
	22,062,16			2,464,437						24,526,60
	4.22			.08						1.30
	22,062,16			2,464,437						24,526,60
	4.22			.08						1.30

2012 12 26

2,000.00

20%

2013 1 11 20%

18

1

2

3

--	--	--

19

1

	2,061,404.85	2,153,082.75	13,438,118.08	4,069,394.70	21,680,497.59	43,402,497.97
1.	2,061,404.85	1,967,033.18	9,963,945.86	4,069,394.70	22,439,515.94	40,501,294.53
2.						

3

--	--	--	--	--

4

POS	16,619,579.16

5

--	--	--

20

1

	230,792,939.85		230,792,939.85	73,749,092.60		73,749,092.60
	230,792,939.85		230,792,939.85	73,749,092.60		73,749,092.60

2

	278,060,000.00	73,749,092.60	157,043,847.25			230,792,939.85	83.00%	83.00%				

	278,060, 000.00	73,749,0 92.60	157,043, 847.25			230,792, 939.85	--	--				--
--	--------------------	-------------------	--------------------	--	--	--------------------	----	----	--	--	--	----

3

--	--	--

21

--	--	--

22

--	--	--

23**1****2****24****25****1**

	33,376,838.80			3,269,778.13	36,646,616.93
1.	33,376,838.80			2,742,720.54	36,119,559.34
2.				527,057.59	527,057.59
1				527,057.59	527,057.59
4.	33,376,838.80			3,269,778.13	36,646,616.93
	2,655,188.81			1,445,159.67	4,100,348.48
1.	1,987,632.05			838,040.47	2,825,672.52
2.	667,556.76			607,119.20	1,274,675.96
1	667,556.76			607,119.20	1,274,675.96
4.	2,655,188.81			1,445,159.67	4,100,348.48
	30,721,649.99			1,824,618.46	32,546,268.45
1.	30,721,649.99			1,824,618.46	32,546,268.45
2.	31,389,206.75			1,904,680.07	33,293,886.82

2

--	--	--	--

26

27

1

--	--	--	--	--

--	--	--	--	--	--	--

2

28

	1,923,172.31	1,656,577.00	715,224.31		2,864,525.00
		50,000.00	4,999.98		45,000.02
	1,299,606.00	1,350,000.00	193,158.00		2,456,448.00
	3,222,778.31	3,056,577.00	913,382.29		5,365,973.02

29

/

1

	25,601,457.11	3,809,038.97	18,409,125.41	2,771,387.97
	11,320,000.00	1,698,000.00	12,870,000.00	1,727,000.00
	26,076,142.01	3,899,621.95		
	6,902,254.30	1,035,338.15	14,297,700.85	2,144,655.13
	69,899,853.42	10,441,999.07	45,576,826.26	6,643,043.10

2

--	--	--



2

--	--	--	--	--

32

--	--	--

33

34

	48,847,926.39	49,183,745.40
	48,847,926.39	49,183,745.40

35

1

1	115,584,733.05	71,856,867.67
1-2	152,572.21	2,110,882.04
2-3	332,436.71	102,844.87
3	156,015.29	53,170.42
	116,225,757.26	74,123,765.00

2

1

--	--	--

5% 5%

36**1**

1	24,170,404.98	38,599,137.46
1-2	5,076,979.00	6,789,384.73
2-3	2,142,930.00	765,655.98
3	750,276.00	135,564.65
	32,140,589.98	46,289,742.82

2 1

--	--	--

3

--	--

5% 5%

37**1**

	17,013,087.82	123,050,667.82	114,863,340.90	25,200,414.74
-		4,930,416.06	4,930,416.06	
	17,013,087.82	127,981,083.88	119,793,756.96	25,200,414.74

2

1	17,013,087.82	117,908,994.26	109,721,667.34	25,200,414.74
2		239,276.20	239,276.20	
3		2,251,835.57	2,251,835.57	
		1,989,367.22	1,989,367.22	
		108,860.18	108,860.18	
		153,608.17	153,608.17	
4		1,837,522.95	1,837,522.95	
5		813,038.84	813,038.84	
	17,013,087.82	123,050,667.82	114,863,340.90	25,200,414.74

3

1		4,508,130.63	4,508,130.63	
2		422,285.43	422,285.43	
		4,930,416.06	4,930,416.06	

38

		9,974,535.01	7,739,653.45
		1,334,510.57	476.40
		530,995.96	295,323.44
		666,917.71	506,162.60
		476,375.15	361,550.07
		335,862.29	185,646.83
		13,319,196.69	9,088,812.79

4,230,383.9 46.54%

39



40



1

41

1



476 [blacked out] 0,744.53

--	--	--	--	--	--	--	--	--	--	--	--

3**4**

47**1**

--	--	--

48**1**

--	--	--

2

--	--	--

--	--	--

--	--	--

49

--	--	--	--	--	--

50

--	--	--	--

51

	12,870,000.00	9,283,200.00	10,833,200.00	11,320,000.00	
	12,870,000.00	9,283,200.00	10,833,200.00	11,320,000.00	--

						/
	1,000,000.00		1,000,000.00			
PCI2.X POS	1,000,000.00		1,000,000.00			
	350,000.00		350,000.00			
	500,000.00		500,000.00			

POS	400,000.00		400,000.00			
	1,000,000.00				1,000,000.00	
	4,000,000.00		4,000,000.00			
	800,000.00				800,000.00	
	400,000.00				400,000.00	
	1,200,000.00		1,200,000.00			
	300,000.00		300,000.00			
	420,000.00				420,000.00	
pos	1,500,000.00				1,500,000.00	
POS		330,000.00	330,000.00			
		100,000.00	100,000.00			
		100,000.00	100,000.00			
		10,000.00	10,000.00			
2014		40,400.00	40,400.00			
		150,000.00	150,000.00			

		2,700,000.00			2,700,000.00	
		3,000,000.00			3,000,000.00	
	S-POS	1,500,000.00			1,500,000.00	
		1,000.00	1,000.00			
	2013	200,000.00	200,000.00			
		1,101,800.00	1,101,800.00			
		50,000.00	50,000.00			
		12,870,000.00	9,283,200.00	10,833,200.00	11,320,000.00	--

1 [2009]480

100.00

2

[2009]84

PCI2.X

POS

100.00

3 [2010]543

35.00

4 [2011]169

50.00

“

”

5

40.00

“

POS

”

6

100.00

“

‘

’

”

7

400.00

8

80.00

9

40.00

10			120.00
11		300,000.00	
12			420,000.00
13		pos	1,500,000.00
14	POS	330,000.00	
15		100,000.00	
16		100,000.00	
17		10,000.00	
18		2014	40,400.00
19			150,000.00
20			G
2,700,000.00			
21			3,000,000.00
22			S-POS
1,500,000.00			
23			1,000.00
24			200,000.00
25		1,101,800.00	
26			50,000.00

52

--	--	--

53

		+ —					
	114,300,000.00					114,300,000.00	

54

1

2

--	--	--	--	--

--	--	--	--	--	--	--	--	--

55

	641,920,393.65			641,920,393.65
		29,224,700.01		29,224,700.01
	641,920,393.65	29,224,700.01		671,145,093.66

56

--	--	--	--	--

57

58

--	--	--	--	--

59

--	--	--	--	--

	14,194,970.80	3,245,504.76		17,440,475.56
	14,194,970.80	3,245,504.76		17,440,475.56

60

		262,587,027.37	214,840,028.55
		262,587,027.37	214,840,028.55
		79,581,385.94	54,940,058.49
		3,245,504.76	1,478,059.67
		11,430,000.00	5,715,000.00
		327,492,908.55	262,587,027.37

- 1)
- 2)
- 3)
- 4)
- 5)

61

	678,200,326.93	388,957,724.06	498,376,442.74	309,075,911.40
			801,325.00	454,646.50
	678,200,326.93	388,957,724.06	499,177,767.74	309,530,557.90

62

	2,891.05	43,229.42
	2,990,075.10	2,430,058.58
	2,136,805.85	1,735,755.78
	5,129,772.00	4,209,043.78

63

	30,671,905.45	19,514,729.67
	6,891,765.75	7,524,537.36
	5,913,426.02	4,619,986.13
	7,445,241.41	7,811,894.33
	14,507,597.89	10,197,853.59
	25,080,961.03	18,588,983.79
	5,268,484.37	5,757,044.43
	2,125,064.71	2,023,089.05
	391,077.68	422,852.72
	98,295,524.31	76,460,971.07

21,834,553.24

28.56%

64

	104,188,634.52	76,757,353.10
	28,891,225.91	16,956,901.55
	7,399,065.44	4,729,546.15
	818,339.78	770,043.42
	1,430,527.90	559,847.07
	8,168,736.20	3,488,911.71
	845,653.41	791,632.21
	5,202,879.43	5,089,954.45
	156,945,062.59	109,144,189.66

47,800,872.93

43.80%

65

	12,994,246.85	15,065,268.00
	6,842.53	67,607.16
	269,674.45	231,411.83
	-12,717,729.87	-14,766,249.01

66

	5,968,740.96	1,162,208.24
	2,421,544.14	2,409,930.51
	8,390,285.10	3,572,138.75

67

--	--	--

68

	2,632,356.73	2,168,460.76
		9,115,037.05
	2,632,356.73	11,283,497.81

69

--	--	--

		498,879.18	
	10,833,200.00	550,500.00	10,833,200.00
	31,536,423.39	33,348,776.32	
	13,087.51	73,346.02	13,087.51
	42,382,710.90	34,471,501.52	10,846,287.51

			/
		17,500.00	
		32,000.00	
		80,000.00	
		106,600.00	
		14,400.00	

POS	330,000.00		
	100,000.00		
	100,000.00		
	10,000.00		
2014	40,400.00		
	150,000.00		
	1,000.00		
2013	200,000.00		
	1,101,800.00		
	50,000.00		
	10,833,200.00	550,500.00	--

70

	479,361.17		479,361.17
	479,361.17		479,361.17
	335,297.13	162,077.36	335,297.13
	67,160.56	20,938.79	67,160.56
	881,818.86	183,016.15	881,818.86

71

1

	1,559,923.77	767,711.83
	-3,798,955.97	940,951.97
	-2,239,032.20	1,708,663.80

2

	77,332,937.51
/	19,333,234.38
	-1,150,809.12
	-369,665.56
	590,594.82
	-7,935,844.43
	730,437.90
	-4,463,739.06
	-3,798,955.97
	-69,638.16
	-2,239,032.20

72

73

1

	9,581,945.75	6,302,919.03
	776,618.83	2,515,314.42
	2,083,200.00	550,500.00
	104,550.19	74,878.85
	12,546,314.77	9,443,612.30

2

	3,797,207.42	8,214,361.79
	100,552,820.47	76,784,110.69
	7,013,665.88	149,584.72
	111,363,693.77	85,148,057.20

3

	7,200,000.00	3,420,000.00
	7,200,000.00	3,420,000.00

4

--	--	--

5

	85,000.00	4,952,897.50
	12,217,628.02	10,665,744.02
	12,302,628.02	15,618,641.52

6

--	--	--

74

1

1	--	--
	79,571,969.71	54,890,434.97
	8,390,285.10	3,572,138.75
	5,226,034.88	4,405,206.80
	1,274,675.96	1,102,610.00
	913,382.29	952,151.88
“ ”	479,361.17	-498,879.18
“ ”	-10,378,624.59	-12,549,953.58
“ ”	-2,632,356.73	-11,283,497.81
“ ”	-3,798,955.97	940,951.97
“ ”	-15,768,909.34	21,764,741.83
“ ”	-131,085,141.05	1,325,959.56
“ ”	34,716,265.99	-29,292,724.17
	29,224,700.01	
	-3,867,312.57	35,329,141.02
2	--	--
3	--	--
	496,743,338.75	670,754,556.20
	670,754,556.20	684,132,811.94
	-174,011,217.45	-13,378,255.74

2

--	--

	--
	--
	--

3

	--
	--
	--

4

	496,743,338.75	670,754,556.20
	99,745.11	153,107.24
	496,643,593.64	670,601,448.96
	496,743,338.75	670,754,556.20

75

“ ”

76

--	--	--

77

1

	--	--	1,117.61
	180.26	6.2	1,117.61

2

78

79

1

1

--	--	--	--	--	--	--	--	--

2

3

4

5

6

2

1

--	--	--	--	--	--	--	--	--

2

3

3

4

5

6

1

1

2

--	--	--	--	--

3

4

5

2

1

2

3

1

20%

20%

2

3

4

	/	/
	--	--
	--	--
	--	--
	--	--

5

6

--	--	--	--

--	--	--	--

7

8

4

				/	

5

6

1

	--	--	--	--
	--	--	--	--

2

3

4

5


6

7

8


9

1



2


3



2013 1

20%

4



--	--

5

1

/

--	--	--	--

/

	POS	2,064,094.02	1,475,316.24

2

/

/

/

/	/	/	/	/	/	/
---	---	---	---	---	---	---

/

/

/	/	/	/	/	/	/
---	---	---	---	---	---	---

/

3

--	--	--	--

		1,010,724.00	1,010,724.00

4

--	--	--	--	--

--	--	--	--	--

5

6

--	--	--	--

7

--	--	--

8

6

1

		625,870.00	31,293.50	6,161,000.00	308,050.00

2

--	--	--	--

7

8

1

	85,431,168.61
	0.00
	0.00
	15.22 2014 5 9 2017 5 9

2

	Black-Scholes
	29,224,700.01
	29,224,700.01

3

4

2014 4 9
2014

<

2014 4 29 >
2014
>

<

2014

<

<

2014 5 9

2014 7 3

2015 1 26

2015 2 2

5

1

2014 12 31

2

1

2014 12 31

2

3

1

--	--	--	--

2

3

4

	2015 3 27		2014		
			2014		84,001,385.94
					32,795,047.64
10%	3,279,504.76		2014 12 31		106,210,359.79
2014			114,300,000	10	0.50
	,	571.50	2014 12 31	114,300,000	
	10	10	114,300,000		228,600,000

1

1

--	--	--	--

2

--	--	--

2

3

1

2

4

5

--	--	--	--	--	--	--

6

1

2

3

4

7

8

1

1



		500.00			
		1,260.00			
		1,260.00			
		220.00			
		31,787.00			
		2,000.00			
		1,680.00			
		900.00			
		2,410.00			
		3,900.00			
		134,475.00			
	--	180,392.00	--	--	--

5% (5%)

4

		127,271,613.20	1	39.89%
		474,186.24	1 2	0.15%
		50,943.50	2 3	0.02%
		41,290,881.95	1	12.94%
		1,612,890.01	1 2	0.51%
		19,756,444.00	1	6.19%

		1,874,790.96	1 2	0.59%
		17,345,871.63	1	5.44%
		12,149,100.00	1	3.81%
		221,826,721.49		69.54%

5

~~AP~~

A

A

2 3	1,849,940.22	924,970.11	50.00%
3	109,435.69	109,435.69	100.00%
	5,958,902.23	1,318,075.93	22.12%

5

		10,352,543.52	2-3	53.64%	
		1,740,000.00	3	9.01%	
		1,250,289.71	3	6.48%	
		1,159,920.00	2-3	6.00%	579,960.00
		600,000.00	1	3.11%	30,000.00
	--	15,102,753.23	--	78.24%	609,960.00

6

7

8

3

	519,060,000.00		519,060,000.00	389,060,000.00		389,060,000.00
	24,526,601.30		24,526,601.30	22,062,164.22		22,062,164.22
	543,586,601.30		543,586,601.30	411,122,164.22		411,122,164.22

1

	110,000,000.00			110,000,000.00		
	13,000,000.00			13,000,000.00		
	3,000,000.00			3,000,000.00		
	263,060,000.00	130,000,000.00		393,060,000.00		
	389,060,000.00	130,000,000.00		519,060,000.00		

2

	22,062,16			2,464,437						24,526,60	
	4.22			.08						1.30	
	22,062,16			2,464,437						24,526,60	
	4.22			.08						1.30	
	22,062,16			2,464,437						24,526,60	
	4.22			.08						1.30	

3

4

	677,939,954.18	500,671,254.12	497,767,043.71	415,097,525.26
			801,325.00	454,646.50
	677,939,954.18	500,671,254.12	498,568,368.71	415,552,171.76

5

		30,000,000.00
	2,464,437.08	2,062,164.22
		9,115,037.05
	2,464,437.08	41,177,201.27

6

1

	479,361.17	
	10,833,200.00	
	-389,370.18	
	50,000.00	
	10,873,190.99	--

1 —

1 —

2

		/	/
	7.46%	0.70	0.70
	6.44%	0.60	0.60

3

1

2

3

4

2014

2 —

2013 1 1 2013 12 31



		1,224,882,262.4	4,85.93

2014