



2016

2016-087

2016 07

()

.....	2
.....	6
.....	10
.....	29
.....	45

		2016

			300130
			Shenzhen Xinguodu Technology CO.,LTD
			XGD
			17A
			518040
			17A
			518040
			www.xinguodu.com
			xgd-zqb@xinguodu.com

	17A	17A
	0755-83481391	0755-83481391
	0755-83890344	0755-83890344
	liyanfang@xinguodu.com	fangyuan@xinguodu.com

	www.cninfo.com.cn

	536,085,683.13	343,317,374.79	56.15%
	34,353,389.04	35,199,396.82	-2.40%
	30,362,492.65	31,848,938.56	-4.67%
	7,764,474.74	-2,649,691.73	393.03%
/	0.0336	-0.0116	389.66%
/	0.150	0.160	-6.25%
/	0.150	0.160	-6.25%
	2.68%	3.07%	-0.39%
	2.38%	2.77%	-0.39%
	2,513,076,910.98	1,822,478,469.09	37.89%
	1,307,823,052.63	1,262,354,409.92	3.60%
/	5.661	5.149	9.94%

	-265,169.01	
	4,562,000.00	
	453,710.96	
	-149,428.83	
	594,663.40	
	15,553.33	

	3,990,896.39	--
--	--------------	----

1 —

1 —

1 —

1

2

1

2015

2

3

4

“ +” “ +”

5

6

2015 6 10

5,000

5% 2016 6 22

[2016]551

7

8

9

2016

2016

10

100%

2015

15%

4

5

5

5

5

6

	Dana Dana Danale APP	-11,857,233.37
		15,255,950.14

7

6,291.39 28.91%

8

9

1

2016

2015

2016 6 8

2016

1)

267.97 888.28 32.42% 7.10%

2)

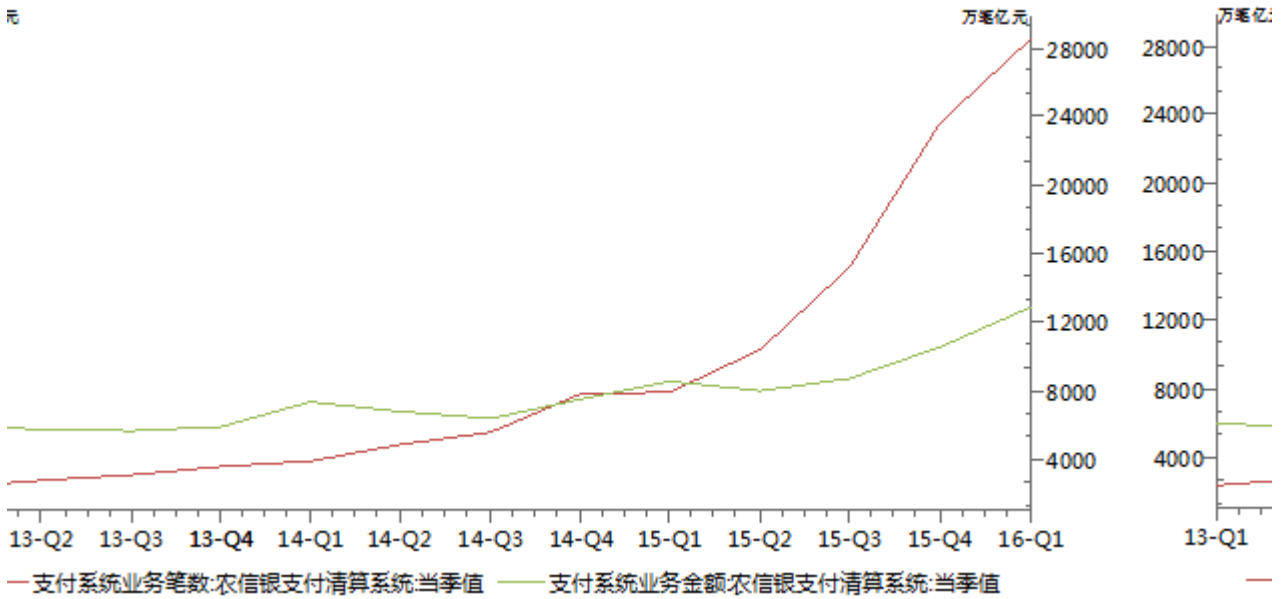
				56.58		13.18%		3.96%
	52.08	14.72%		3.95%				4.50
1.98%	4.12%		4.15		0.30			
					3			
				1 700.90	POS		2 354.70	ATM
88.98		30.90	72.60	2.31	ATM		6 359	8.19%
POS		240		21.05%				
				246.36		192.30		26.14
20.82	44.99	18.73		79.14		13.39		96.09
139.36				39.00%	72.47%		8.45	7.39
			45.51	11.42				57.51%
85.28%	48.35%		0.17			9829.51		9.74%
	2398.64	1.22%		1692.25		15.90%		
	POS							

3

POS		ATM		ATM		POS		ATM	
793.97	3.18	104.43	657.84	46.60%	9.11%	303.22	0.54	308.08%	
31.05%		9.31%	10.70%	56.15	52.13	105.89%	104.03%		
			294.07	18.58		9.01	8.11		
54.15%	37.20%	1 024.19	921.49			55.43	284.26		
		45.25%	9.48%	6091.67	31237.14				
16.07%	42.89%	5 914.11	1682.96	53.82	15.31				
			100%						

2016 3		POS		ATM	
4		260.03%	50.36%	313.58	142.20
				28536.04	12940.39

2013年-2016年1季度支付清算系统业务情况



wind

5		67.80	9.55	4135.67	0.16
---	--	-------	------	---------	------

2015

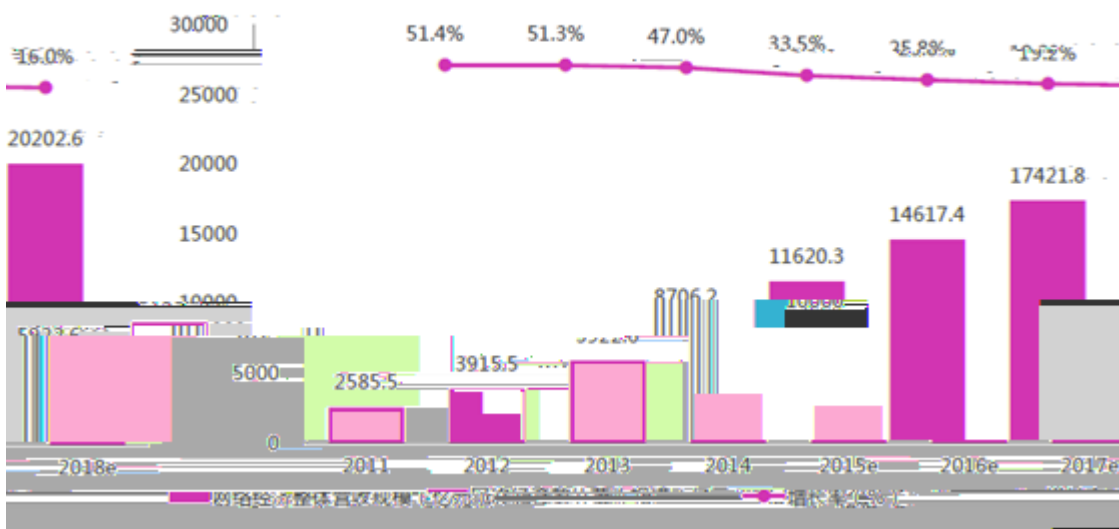
2
1

“ + ”

2

“ ”

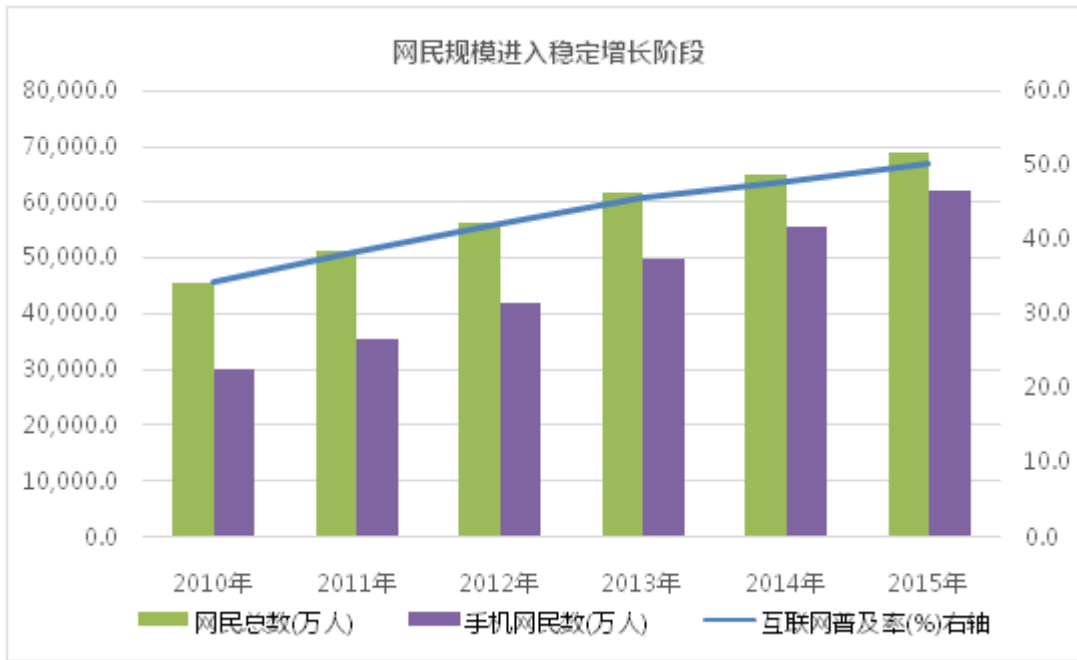
2011-2018年中国网络经济市场规模及增长率



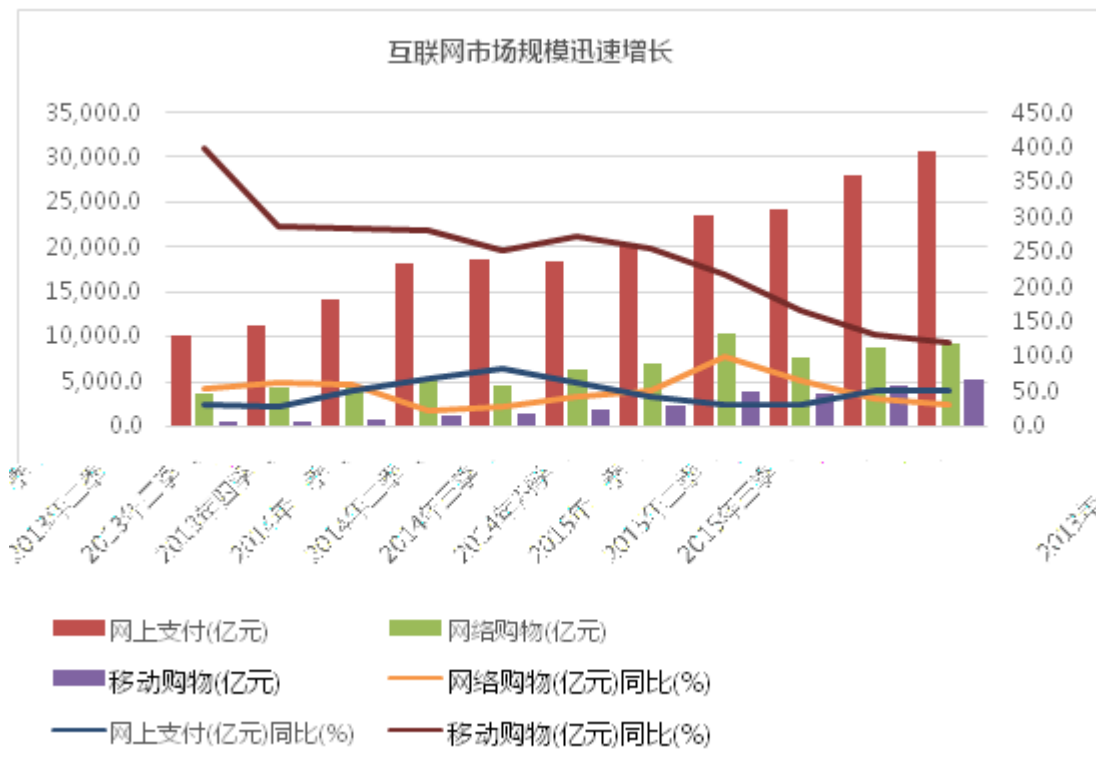
2015

Choice	2010	2015	2015	6.9
10.3%		6.2	17.9%	50.3%
		2015	8.32	8.32
1.32	45.21%	43.39%	136.16%	2015

2014



Choice



Choice

”

3

2015 9

4

5

SNS

6

O2O

7

3

“ ” “ ”

10

2016

(1)

POS

2016

POS

POS

2016

2016

5.36

56.15%

4.76

40.18%

3,435.34

6,557.51

338.28%

13.77%

(2)

NFC

POS

2016

2016 5

50,000

100%

(3)

2016 3

5

466.6667

25%

“

+

+

+

”

“

”

2016 3

3,000

15,000

3,000

20%

“ +”

(4)

2016

2016

(5)

2016

POS

11

1

2015

2

4

“ +”

“ +”

5

6

2015 6 10

5,000

5% 2016 6 22

[2016]551

7

8


9


2016

2016

10

100%





” 1 2

2011 8 5 “

” () 1.35

3 2011 10 24 4,500

2011 10 4,500

4 2012 8 27 2012 3,700

2012 8 3,700 5

2012 12 10 20% 2,000 20%

2013 1 5 2,000 6 2014 1 3


8,200 “

” 13,000 “ ”

12,184.61 815.39

	2011 3 3 1,293
	, 2011 4 21
	1 “ ” 829.6
	2 “ ”
	” 5,621 2013 12 31 2010 6
	2010 2
	“2 ”
	“ ”
	2
	2015 1 26
	2015 1 26
	“ ”
	3,123.16

3



	--	15,306	404.37	15,840.19	--	--	420.94	--	--

()

3

1

2

		500,000,00 0.00	0	0.00%	4,666,667	25.00%	501,455,25 2.24	1,455,252. 24		
		500,000,00 0.00	0	--	4,666,667	--	501,455,25 2.24	1,455,252. 24	--	--

4

1

2

3

1

			2	3	4				5	
		50,000			1,455,252. 24	4.24%			2016 03 07	(2016-016)
		50,000				0.00%			2016 05 10	(2016-062)

--	--	--	--	--	--	--	--	--	--	--	--	--	--

3

		2014	2015	
1	2014			
2014	2 20			<
	2014	>		
2014	2 21	www.cninfo.com.cn		2014
2014	4 9			<
	2014	>		
2014	4 10	www.cninfo.com.cn	2014	
2014	4 29	2014	<	2014
		>	<	
				<
2014	5 9			
2014	5 12	www.cninfo.com.cn		
		159	152	646.34
	20			622.84
2014	7 3	www.cninfo.com.cn		
			152	151
			151	621.64
	JLC1	036143		
2015	1 26			

1-3

2015 1 27 www.cninfo.com.cn
6,077,400

2015 2 2 www.cninfo.com.cn

2015 3 27

2015 3 31 www.cninfo.com.cn

2015 4 2 www.cninfo.com.cn

2015 5 13

2015 5 14 www.cninfo.com.cn

2015 6 19 www.cninfo.com.cn

2015 6 19 9 s, ' r p ñ 3m ÅÅ ñ€ ÑJ@

2016-030

2016 3 29

735

3,000
4.9%

15,000
20%

2015-144	2015 12 30	
2016-030	2016 04 13	
2016-024	2016 03 29	

10%

2

	2016 03 07	5,000	2016 06 08	5,000		2016.6.8-20 19.4.25		

E	70%	0
	50% F	0
	D+E+F	0

1

3

--	--	--	--	--	--	--	--

4

5%

		5%	2010 09 30	9999-12-31	

		1			
			2		
			3		
		“()	2010 09 30	9999-12-31	

		”			
		5% “	2010 09 30	9999-12-31	
		”	2010 09 30	9999-12-31	
		1)	2015 09 02	2016-7-10	

		2)			
		2015 7 10	2,960	2015 07 10	2016-7-10
	;	;			
	;	;			
	;	;			
	;	;			
	;	;			
	;	;			
	;	;			

1

2016	16	112379	2016 04 15	2019 04 15	40,000	5.60%	

2

			42 101				021-68800201

43,567.95	2015 9 30	23,509.33
1.		
2.		
3.	3	
4.		
5.		
6.	2015 12 1	2015 12
17		
1)	2)	3)
	4)	
6		
7		
1.		
3.8		
2.		
3.		
4.		
5.		
6.		

8

		1.45%	2.09%	-0.64%
		0.48%	0.31%	0.17%
		1.19%	1.72%	-0.53%

30%

9

10

11

12

48,088.7

2016年1-6月授信情况				
额度(万元)	公司名称	银行名称	已获得的授信额度(万元)	已使用授信
	深圳市新都技术股份有限公司	中信银行深圳前海分行	10000	10000
	深圳市新都支付技术有限公司	中信银行深圳前海分行	2000	721.7
	深圳市新都技术股份有限公司	华夏银行大中华支行	7000	200
	深圳市新都支付技术有限公司	华夏银行大中华支行	4000	201
	深圳市新都技术股份有限公司	民生银行深圳前海支行	3000	3450
	深圳市易联技术有限公司	民生银行深圳前海支行	3000	1631
	深圳市新都支付技术有限公司	上海浦东发展银行股份有限公司深圳分行泰然支行	10000	9919
	深圳市新都支付技术有限公司	上海浦东发展银行股份有限公司深圳分行泰然支行	16000	1668
	深圳市新都支付技术有限公司	上海浦东发展银行股份有限公司深圳分行泰然支行	10000	3630
	深圳市新都技术股份有限公司	中国银行深圳金地支行	7000	7000
	深圳市新都支付技术有限公司	上海浦东发展银行股份有限公司深圳分行泰然支行	10000	10000
	深圳市新都支付技术有限公司	上海浦东发展银行股份有限公司深圳分行泰然支行	7000	0
	深圳市新都支付技术有限公司	上海浦东发展银行股份有限公司深圳分行泰然支行	10000	10000

13

14

15

1

2016 4 25

2016 4 20 75%
 www.cninfo.com.cn 2014
 2014 2016 5 9 2017 5 9
 141 4,809,120 7.535 2016 6 14
 2014 2016-073 2014
 4,236,200

2016 4 18

2016 4 20

141 4,809,120 7.535

2016 4 18

2016 4 20

141 4,809,120 7.535 2016 6 30 2014
 4,236,200 235,257,560
 0.003 / 0.034 /

2

	42,075	0	60,000	102,075		2017-1-1
	1,500	0	0	1,500		2017-1-1
	750	0	0	750		2017-1-1
	0	0	118,125	118,125		2017-1-1
	0	0	7,501	7,501		2017-1-1
	81,857,295	0	275,626	82,132,921	--	--

							17,944
5%							
		32.58%	76,640,000		57,480,000	19,160,000	
		10.80%	25,405,760		19,054,320	6,351,440	10,510,000
		4.85%	11,400,000		0	11,400,000	4,800,000
		3.94%	9,260,000		0	9,260,000	5,400,000
		2.36%	5,546,661				
		2.18%	5,120,346				
		2.01%	4,720,000				
		1.19%	2,799,891				
		0.92%	2,172,900		1,629,675	543,225	
		0.87%	2,051,550				

1

			76,640,000	0	0	76,640,000	0	0	0	0	0
			25,405,760	0	0	25,405,760	0				

			0		1			
--	--	--	---	--	---	--	--	--

2

			240,000	150,000	0	0	390,000
			240,000	150,000	120,000	0	270,000
			240,000	150,000	0	0	390,000
			192,000	120,000	0	0	312,000
			160,000	100,000	80,000	0	180,000
			192,000	120,000	96,000	0	216,000
	--	--	1,264,000	790,000	296,000	0	1,758,000

	19,447,577.68	66,678,846.16
	1,133,200,931.34	1,118,000,390.57
	240,000.00	240,000.00
	673,882,917.21	75,710,833.32
	60,602,971.56	43,552,693.97
	376,806,563.75	296,925,757.82

	144,472,044.92	242,639,477.56
	58,512,455.53	49,101,803.37
	1,386,675.33	31,237,316.25
	12,774,061.53	16,020,759.10
	3,733,333.34	
	72,820,552.69	31,714,321.93
	781,634,953.50	535,856,684.37
	364,519.79	1,038,783.85
	396,588,583.58	
	17,080,833.33	13,155,833.33
	5,295,762.52	6,238,129.72
	419,329,699.22	20,432,746.90
	1,200,964,652.72	556,289,431.27
	231,021,360.00	231,021,360.00

	629,420,021.64	606,706,549.26
	-134,888.13	-87,737.42
	24,685,764.62	24,685,764.62
	422,830,794.50	400,028,473.46
	1,307,823,052.63	1,262,354,409.92
	4,289,205.63	3,834,627.90
	1,312,112,258.26	1,266,189,037.82
	2,513,076,910.98	1,822,478,469.09

2

	169,712,707.12	317,328,362.02
		24,547.95
	50,642,717.00	53,446,206.16
	143,496,804.31	342,691,461.13

	2,008,172,969.34	947,282,698.57
	19,841,050.49	39,004,785.03
	2,030,614.93	2,047,062.08
	6,182,193.14	3,941,558.33
	7,139,392.70	12,085,746.26
		15,705,208.00
	2,043,366,220.60	1,020,067,058.27
	2,736,315,935.45	1,941,622,311.41
	209,600,100.00	50,000,000.00
	146,877,466.39	112,151,669.05
	163,612,120.63	483,702,316.92
	35,824,922.07	48,180,071.41
		17,425,783.00
	4,726,960.68	7,610,261.76
	3,733,333.34	
	726,702,914.06	189,960,747.36

	1,291,077,817.17	909,030,849.50
	396,588,583.58	
	17,080,833.33	11,155,833.33
	413,669,416.91	11,155,833.33
	1,704,747,234.08	920,186,682.83

	536,085,683.13	343,317,374.79
	536,085,683.13	343,317,374.79
	520,291,708.11	327,678,560.68
	324,877,960.11	212,335,737.35
	3,673,523.51	3,634,951.49
	51,392,827.92	33,769,945.08
	120,671,022.00	76,715,250.45
	11,793,918.72	-3,567,240.72
	7,882,455.85	4,789,917.03
“ ”		
“ ”	-1,374,205.15	642,076.06
	-1,827,916.11	642,076.06
“ ”		
“ ”		

	454,577.73	784,940.20
	-47,150.71	
	-47,150.71	
1.		
2.		
	-47,150.71	
1.		
2.		

4

	199,298,608.22	343,272,907.59
	138,541,826.14	299,931,358.45
	901,058.02	2,055,654.89
	4,002,913.78	23,435,128.13
	31,008,380.10	46,586,187.06

2.		
3.		
4.		
5.		
6.		
	15,642,988.95	-23,327,092.61

5

	487,922,354.61	364,894,536.92
	17,060,125.28	17,031,252.48
	8,099,148.86	7,086,339.40
	513,081,628.75	389,012,128.80

	293,752,821.75	233,249,243.03

	400,000,000.00	
	246,858.47	3,109,053.30
	772,246,858.47	53,109,053.30

	12,304,904.11	6,250,000.00
	12,304,904.11	6,250,000.00
	1,650,950.16	931,701.00
	765,200,000.00	241,800,000.00
	766,850,950.16	242,731,701.00
	-754,546,046.05	-236,481,701.00
	356,000,000.00	50,000,000.00
	400,000,000.00	
	67,931.92	1,636,491.68
	756,067,931.92	51,636,491.68
	196,399,900.00	
	20,222,167.12	5,442,670.02
	71,553,598.35	14,249,364.63
	288,175,665.47	19,692,034.65
	467,892,266.45	31,944,457.03
	-159,506,821.08	-203,667,637.03
	278,666,298.61	335,219,442.18
	119,159,477.53	131,551,805.15

	00				,093.66				475.56		,908.55	12.55	32
	116,72				-64,438,				7,245,2		72,535,	911,415	132,887
“ ”	1,360.				544.40				89.06		564.91	.35	,347.50
	00												
											85,495,	911,415	86,319,
											853.97	.35	531.90
	2,421,				49,861,								52,282,
	360.00				455.60								815.60
1													
2													
3	2,421,				49,861,								52,282,
	360.00				455.60								815.60
4													
									7,245,2		-12,960,		-5,715,0
									89.06		289.06		00.00
1									7,245,2		-7,245,2		
									89.06		89.06		
2													
3											-5,715,0		-5,715,0
											00.00		00.00
4													
	114,30				-114,30								
	0,000.				0,000.0								
	00				0								
1	114,30												
	0,000.												
	00												

2													
	231,021,360.00				606,706,549.26		-87,737.42		24,685,764.62		400,028,473.46	3,834,627.90	1,266,189,037.82

8

	231,021,360.00				600,331,542.63					24,685,764.62	165,396,961.33	1,021,435,628.58	
	231,021,360.00				600,331,542.63					24,685,764.62	165,396,961.33	1,021,435,628.58	
“ ”					6,041,151.84						4,091,920.95	10,133,072.79	
											15,642,988.95	15,642,988.95	
					6,041,151.84							6,041,151.84	
1													
2													
3					6,041,151.84							6,041,151.84	
4													
											-11,551,068.00	-11,551,068.00	

										-11,551,068.00	-11,551,068.00	
2												
3												
4												
1												
2												
						372,694.47				24,685,764.62	169,488,882.28	1,031,568,701.37

						211,755.86				17,440,475.56	105,904,359.79	905,856,591.21

										890.60	0.60
	2,421,36 0.00				46,419,78 6.77						48,841,14 6.77
1											
2											
3	2,421,36 0.00				46,419,78 6.77						48,841,14 6.77
4											
									7,245,289 .06	-12,960, 289.06	-5,715,00 0.00
1											

90.00 30.00%

[2001] 347 4403012070860

2001 12 12 30.00%

70.00% 30.00% 2002 1 28

2004 5 21 1,200.00

1,500.00 86.00%

14.00% 2004 5 31 (2004) 159

2007 12 13 2,500.00

4,000.00 86.00% 14.00% 2007

12 20 [2007]152

2008 3 10 86.00% 4,449.64

13

2008 3 24

	()	
	2,115	52.875%
	705	17.625%
	705	17.625%
	40	1.000%
	40	1.000%
	60	1.500%
	40	1.000%
	40	1.000%
	60	1.500%
	50	1.250%
	35	0.875%
	60	1.500%
	50	1.250%
	4,000	100%

2008 4 8 2008 3 2008 4 8

2008 3 31 59,860,459.32 4,000.00 1:1

4,000 4,000.00

[2008]35 2008 4 25 440301103074776

2008 7 750.00

2008 4,750.00

() ()

11 5,002.50 750.00

4,252.50 4,750.00

[2008]74 2008 7 18

2009 6 5 () 1.684% 2009 6

22
2009 6 22 () 2.105% 2009 6
22
2009 7 15 (“ ”) 120
(“ ”) 2009 8 10 (2009 12)

	30	0.6316%
	20	0.4211%
	20	0.4211%
	20	0.4211%
	20	0.4211%
	10	0.2105%
	4,750	100%

[2010]1292

2010 10 8 (A) 1,600 1.00 43.33
 2010 10 13 69,328.00 46,945,065.67 646,334,934.33

“ [2010]124 ”

2011 4 21 6,350 10 2 ()
 10 8 5,080.00 11,430
 2015 4 30 11,430 10 0.50 ()
 10 10 22,860
 2015 6 19 145

2,421,360 231,021,360

1.

2.

POS

3.

(POS)

(POS)

4.

7

*1				11,000	
*2				1,300	
*3				40,806	

				6,000	
*4					IC
*5			POS	20,000	POS
				ExaDigm, Inc*76.06 ET Q q0TT0 9 42 0 507.06 211.4 E	
*6				6,000	
ExaDigm, Inc*7				100	POS

6,000

	*1	100%	100%	11,000	---
	*2	100%	100%	1,300	

*1			---	---
*2			---	---
*3		4,289,205.63		---
*4				

*4	2015 4 14				25,200
	100%	2015 6 24			
	2015 11 20				
		2,866.74		3,133.26	6,000
*5		2015 3 10	20,000	1,000	
	100%				
*6		2015 4 23	6,000	6,000	
	100%				
*7	2015 8 31	Xinguodu Inc.	Exadigm, Inc.	Exadigm, Inc.	
470		ExaDigm,Inc.	2015 10 8		
		ExaDigm,Inc.	100%		

1

(“ ”)
 15 — (2014)

2

12

1

4

5

1.

2.

3.

4.

6

1.

2.

1

2

A.

B.

C.

D.

3.

4.

7

1.

2.

3.

1.

2.

3.

4.

5.

8 —

8 —

8

9

1.

2

“ ”

10

1.

1

2

3

1

2

3

4

2.

3.

1

()

2

3

4.

5.

.

1

2

1

2

.

1
2

11

1

	100

2

1 1	5.00%	5.00%
1 2	20.00%	20.00%
2 3	50.00%	50.00%
3	100.00%	100.00%

3

12

1.

2.

2.

2

3.
1

22 —

2

22 —

3

22 —

4

5

22 —

4.

1

2

3

4

1

22 —

2

1

2

5.

1

2

3

4

5

15

16

1

1

2

3

2

3

3

4

19

20

21

1

1

1

2

1

	50	
	5	

2

2

1

2

1

2

3

4

5

22

23

1

1

2

	5
	3-5
	10

24**1****2****3**

4

25

1

2

26

1

2

3

4

5

1
6

2

3

4

5

27

28

1

POS

2

1

2

29

1

2

30

/

()

1

1

2

2

1

2

3

3

1

2

31

1

1

2

1

2

2

1

2

32

33

1

2

34

1

		17% 6% 6% 5%
		5%
		7%
		15%
		3%
		2%
	70%	1.2% 12%

3

1

	17,380.93	21,673.28
	262,090,599.92	388,801,519.89
	86,092,925.16	39,330,241.88
	348,200,906.01	428,153,435.05
	331,651.18	2,737,189.03

2

		121,378.09
		121,378.09
		0.00
		121,378.09

3

4

1

	50,861,694.17	56,279,381.02
	450,000.00	500,000.00
	51,311,694.17	56,779,381.02

2

--	--

3

--	--	--

4

--	--

5

1

	531,233, 590.07	100.00%	37,014,3 66.88	6.97%	494,219,2 23.19	387,864 ,836.89	100.00%	29,567,38 2.05	7.62%	358,297,45 4.84
	531,233, 590.07	100.00%	37,014,3 66.88	6.97%	494,219,2 23.19	387,864 ,836.89	100.00%	29,567,38 2.05	7.62%	358,297,45 4.84

1				
1		501,410,776.93	25,070,538.85	5.00%

1	2	17,328,858.06	3,465,771.61	20.00%
2	3	8,031,797.33	4,015,898.67	50.00%
3		4,462,157.75	4,462,157.75	100.00%
		531,233,590.07	37,014,366.88	6.97%

2

7,446,984.83

--	--	--

3

--	--

--	--	--	--	--	--

4

单位名称	与本公司关系	金额	账龄	占应收账款总额的比例
第一名				
17.50%			92,955,245.58	1年以内
0.45%	第二名	非关联方	2,398,908.64	1-2年
0.14%			767,300.68	2-3年
14.52%			77,154,889.06	1年以内
1.43%	第三名	非关联方	7,618,289.00	1-2年
0.07%			376,461.00	2-3年
4.30%	第四名	非关联方	24,762,874.92	1年以内
7.75%	第五名	非关联方	3,345,836.00	1年以内
75.34%	合计		400,222,405.88	

5

6

6

1



2

--	--	--	--	--

8

1

()		
-----	--	--

2

1

()				
-----	--	--	--	--

9

1

	13,888,718.67	96.53%	3,703,784.04	26.67%	10,184,934.63	8,566,108.46	94.48%	3,314,251.28	38.69%	5,251,857.18
	500,000.00	3.47%	500,000.00	100.00%	0.00	500,000.00	5.52%	500,000.00	100.00%	0.00
	14,388,718.67	100.00%	4,203,784.04	29.22%	10,184,934.63					

1			
1	9,133,503.87	456,675.21	5.00%
1 2	1,083,366.83	216,673.36	20.00%
2 3	1,282,825.00	641,412.50	50.00%
3	2,389,022.97	2,389,022.97	100.00%
	13,888,718.67	3,703,784.04	26.67%

2

435,471.02

0.00

--	--	--

3

--	--

--	--	--	--	--	--

4

	4,354,623.04	1,910,529.40
	8,877,532.54	5,998,327.84

	656,563.09	639,920.22
	500,000.00	517,331.00
	14,388,718.67	9,066,108.46

5

--	--	--	--

	82,928,767.47	5,199,498.40	77,729,269.07	71,998,270.40	5,199,498.40	66,798,772.00
	51,902,029.36		51,902,029.36	58,970,149.28		58,970,149.28
	207,935,062.23	8,460,201.76	199,474,860.47	206,970,791.08	8,784,860.34	198,185,930.74

2

	922,031.67			5,367.52	916,664.15
	2,663,330.27	38,130.53		357,421.59	2,344,039.21
	5,199,498.40				5,199,498.40
	8,784,860.34	38,130.53		362,789.11	8,460,201.76

3

4

--	--

11

--	--	--	--	--

12

--	--	--

13

	1,503,045.86	871,991.00

	17,508,603.56	9,670,285.73
		56,000,000.00
	435,928.26	136,569.43
	19,447,577.68	66,678,846.16

14

1

	240,000.00		240,000.00	240,000.00		240,000.00
	240,000.00		240,000.00	240,000.00		240,000.00
	240,000.00		240,000.00	240,000.00		240,000.00

2

--	--	--	--	--

3

b61VxC(f)-OA

--	--	--	--	--	--	--

15

1

2

--	--	--	--	--

3

16

1

2

3

17



	28,461,29 1.15			274,001.6 7						28,735,29 2.82	
	47,249,54 2.17			-3,557,17 0.01						43,692,37 2.16	
		500,000,0 00.00		1,455,252 .23						501,455,2 52.23	
		100,000,0 00.00								100,000,0 00.00	
	75,710,83 3.32	600,000,0 00.00		-1,827,91 6.11						673,882,9 17.21	
	75,710,83 3.32	600,000,0 00.00		-1,827,91 6.11						673,882,9 17.21	

18

1

2

3


--	--	--	--	--	--	--	--	--	--	--	--

19

1

				POS		
1.	2,976,066.85	2,165,048.57	7,098,728.12	36,324,043.09	25,001,057.58	73,564,944.21
2.	15,207,188.00	37,179.49	22,610.27	7,151,056.62	1,940,385.26	24,358,419.64
1	15,207,188.00	37,179.49	22,610.27	7,151,056.62	1,940,385.26	24,358,419.64
2						
3						
3.				6,502,723.29	1,027,403.19	7,530,126.48
1					1,027,403.19	1,027,403.19
2				6,502,723.29		6,502,723.29
4.	18,183,254.85	2,202,228.06	7,121,338.39	36,972,376.42	25,914,039.65	90,393,237.37
1.	286,304.28	1,529,011.49	5,348,257.90	7,403,978.56	15,444,698.01	30,012,250.24
2.	33,849.84	258,191.11	502,540.15	3,107,029.86	1,587,127.77	5,488,738.73
1	33,849.84	258,191.11	502,540.15	3,107,029.86	1,587,127.77	5,488,738.73
3.				4,758,187.83	952,535.33	5,710,723.16
1					952,535.33	952,535.33
2				4,758,187.83		4,758,187.83
4.	320,154.12	1,787,202.60	5,850,798.05	5,752,820.59	16,079,290.45	29,790,265.81
1.						

2.						
1						
3.						



20

1

	376,806,563.75		376,806,563.75	296,925,757.82		296,925,757.82
	376,806,563.75		376,806,563.75	296,925,757.82		296,925,757.82

2

	376,806,563.75	296,925,757.82	79,880,805.93			376,806,563.75	100.00%	100%				
	376,806,563.75	296,925,757.82	79,880,805.93			376,806,563.75	--	--				--

3

--	--	--

21

--	--	--

22

--	--	--

23

1

2

24

25

1

1.	33,376,838.80	44,943,157.89		5,920,456.41	30,557.36	147,917.71	84,418,928.17
2.				413,974.97		4,687.30	418,662.27
1				413,974.97		4,687.30	418,662.27
2							
3							
3.							
1							
4.	33,376,838.80	44,943,157.89		6,334,431.38	30,557.36	152,605.01	84,837,590.44

1.	3,288,469.01	4,993,684.21		2,624,240.32	3,395.26		10,909,788.80
2.	333,778.38	5,024,733.19		522,412.89	3,416.37		5,884,340.83
1	333,778.38	5,024,733.19		522,412.89	3,416.37		5,884,340.83
3.							
1							
4.	3,622,247.39	10,018,417.40		3,146,653.21	6,811.63		16,794,129.63
1.							
2.							
1							
3.							
1							
4.							
1.	29,754,591.41	34,924,740.49		3,187,778.17	23,745.73	152,605.01	68,043,460.81
2.	30,088,369.79	39,949,473.68		3,296,216.09	27,162.10	147,917.71	73,509,139.37

	4,999.98		30,000.08
	160,329.00		1,975,461.00
7	267,364.44		742,639.05
)	400,000.00		2,000,000.00
2	292,946.01		864,861.25
3	1,878,964.38		9,974,078.31

6,275,675.68	41,124,038.65		6,168,539.83
	8,302,057.21		1,245,308.58
1,973,375.00	13,155,833.33		1,973,375.00
6,029,759.49	40,198,396.62		6,029,759.49
14,278,810.17	102,780,325.81		15,416,982.90

	35,305,083.47		

4

	1,042,455.02	1,042,455.02
	749,283.84	749,283.84
	1,791,738.86	1,791,738.86

5

--	--	--	--

30

	0.00	15,207,188.00
	0.00	498,020.00
		15,705,208.00

31**1**

	227,191,588.00	51,558,464.00
	227,191,588.00	51,558,464.00

2

--	--	--	--

32

--	--	--

33

34

		288,008.11
	260,744,242.16	113,296,534.05
	260,744,242.16	113,584,542.16

35

1

1	139,603,034.10	240,471,366.44
1-2	4,397,590.79	1,834,727.57
2-3	189,981.14	147,559.55
3	281,438.89	185,824.00
	144,472,044.92	242,639,477.56

2

1

--	--	--

36

1

1	45,814,428.89	39,161,795.99
1-2	7,140,510.15	5,913,964.63
2-3	4,068,345.99	2,438,838.00
3	1,489,170.50	1,587,204.75
	58,512,455.53	49,101,803.37

2

1

--	--	--

3

--	--

37

1

	31,111,348.44	71,051,899.29	100,905,620.95	1,257,626.78
-	125,967.81	3,042,546.11	3,039,465.37	129,048.55
	31,237,316.25	74,094,445.40	103,945,086.32	1,386,675.33

2

1	30,921,794.85	66,822,642.69	96,809,437.54	935,000.00

3	97,147.73	2,021,836.55	2,022,432.83	96,551.45
	89,698.93	1,843,310.92	1,841,025.21	91,984.64
	3,119.97	36,133.06	37,653.56	1,599.47
	4,328.83	142,392.57	143,754.06	2,967.34
4	71,076.00	1,442,885.96	1,443,961.96	70,000.00
5	21,329.86	764,534.09	629,788.62	156,075.33
	31,111,348.44	71,051,899.29	100,905,620.95	1,257,626.78

3

1	109,198.69	2,872,826.01	2,870,043.41	111,981.29
2	16,769.12	169,720.10	169,421.96	17,067.26
	125,967.81	3,042,546.11	3,039,465.37	129,048.55

38

	9,167,087.91	8,725,100.77
	688,916.14	5,221,533.07
	937,491.67	735,376.92
	602,954.90	601,203.34
	266,631.51	429,436.30
	1,110,979.40	308,108.70
	12,774,061.53	16,020,759.10

39

	3,733,333.34	
	3,733,333.34	

--	--	--

40

--	--	--

1

41

1

	1,944,600.81	2,182,338.81
	2,769,786.35	70,550.00
	68,106,165.53	4,261,433.12
		25,200,000.00
	72,820,552.69	31,714,321.93

2

1

--	--	--

42

--	--	--

43

--	--	--

3

4

47

1

--	--	--

48

1

--	--	--

2

--	--	--

--	--	--

--	--	--

49

--	--	--	--	--	--

50

--	--	--	--

51

	13,155,833.33	7,270,000.00	3,345,000.00	17,080,833.33	
	13,155,833.33	7,270,000.00	3,345,000.00	17,080,833.33	--

						/
	13,155,833.33	7,270,000.00	3,345,000.00		17,080,833.33	
	13,155,833.33	7,270,000.00	3,345,000.00		17,080,833.33	--

52

--	--	--

53

		+ -				

	231,021,360.00						231,021,360.00
--	----------------	--	--	--	--	--	----------------

54

1

2

55

	559,812,949.25			559,812,949.25
	46,893,600.01	22,713,472.38		69,607,072.39
	606,706,549.26	22,713,472.38		629,420,021.64

56

--	--	--	--	--

57

	-87,737.42	-47,150.71			-47,150.71		-134,888.13
	-87,737.42	-47,150.71			-47,150.71		-134,888.

							13
	-87,737.42	-47,150.71			-47,150.71		-134,888.13

58

--	--	--	--	--

59

	24,685,764.62			24,685,764.62
	24,685,764.62			24,685,764.62

60

	400,028,473.46	327,492,908.55
	400,028,473.46	327,492,908.55
	34,353,389.04	85,495,853.97
		7,245,289.06
	11,551,068.00	5,715,000.00
	422,830,794.50	400,028,473.46

1)

2)

3)

4)

5)

61

	536,040,319.38	324,877,960.11	343,317,374.79	212,335,737.35
	45,363.75			
	536,085,683.13	324,877,960.11	343,317,374.79	212,335,737.35

62

	2,124,900.85	2,092,158.72
	1,548,622.66	1,542,792.77
	3,673,523.51	3,634,951.49

63

	17,183,003.94	11,387,641.02
	3,093,934.68	1,888,691.46
	2,933,472.85	2,155,649.02
	5,162,629.34	3,014,305.68
	5,971,998.19	1,674,317.80
	12,133,243.05	9,866,311.19
	3,730,279.26	2,985,833.61
	883,684.73	749,724.35
	300,581.88	47,470.95
	51,392,827.92	33,769,945.08

64

	62,913,944.00	48,804,248.64
	31,014,623.58	15,436,112.56

	3,969,149.20	3,546,153.40
	686,163.67	479,325.54
	1,771,761.30	1,154,852.49
	5,748,849.65	3,274,617.36
	1,174,411.34	572,381.71
	13,392,119.26	3,447,558.75
	120,671,022.00	76,715,250.45

65

	-1,675,980.07	-4,545,193.57
	344,132.56	140,702.09
	39,254.59	2,244.07
	13,086,511.64	835,006.69
	11,793,918.72	-3,567,240.72

	-1,827,916.11	642,076.06
	453,710.96	
	-1,374,205.15	642,076.06

69

	4,562,000.00	3,491,300.00	4,562,000.00
	17,130,770.16	17,012,019.78	
	13,801.35	327,842.01	13,801.35
	21,706,571.51	20,831,161.79	4,575,801.35

									/
--	--	--	--	--	--	--	--	--	---

70

	265,169.01	3,686.75	265,169.01
	265,169.01	3,686.75	265,169.01
	163,230.18	88,122.82	163,230.18
	428,399.19	91,809.57	428,399.19

71

1

	694,169.90	564.38

	195,805.52	1,035,340.99
	889,975.42	1,035,905.37

2

		35,697,942.19
/		8,924,485.55
		-2,673,309.93
		-5,143,084.00
		-218,116.16
		889,975.42

72

73

1

	1,435,132.09	2,218,707.79
	920,000.00	791,300.00
	5,744,016.77	4,076,331.61
	8,099,148.86	7,086,339.40

2

	35,697,927.41	17,213,444.69
	16,976,755.38	15,505,637.92
	52,674,682.79	32,719,082.61

3

	7,270,000.00	6,250,000.00
	106,575,089.05	
	113,845,089.05	6,250,000.00

4

	50,000,000.00	
	50,000,000.00	

5

	246,858.47	3,109,053.30
	246,858.47	3,109,053.30

6

	100,117,031.36	14,249,364.63
	2,720,000.00	
	3,600,000.00	
	106,437,031.36	14,249,364.63

74

1

1	--	--
	34,807,966.77	35,984,337.02
	7,882,455.85	4,789,917.03
	5,254,897.20	3,142,816.91
	886,713.84	616,507.93
	1,309,295.36	620,931.80
“ ”	265,169.01	3,686.75
“ ”		0.00
“ ”		0.00
“ ”	8,534,130.85	-1,590,562.05
“ ”	1,374,205.15	-642,076.06
“ ”	1,138,172.73	1,035,338.15
“ ”	-942,367.20	0.00
“ ”	-2,690,944.55	-60,449,494.26
“ ”	-984,761,736.87	-159,581,005.58
“ ”	911,993,044.22	156,211,560.71
	22,713,472.38	17,208,349.92
	7,764,474.74	-2,649,691.73
2	--	--
3	--	--
	262,107,980.85	263,516,575.51
	388,823,193.17	496,743,338.75
	-126,715,212.32	-233,226,763.24

2

3

4

	262,107,980.85	388,823,193.17
	17,380.93	21,673.28
	262,090,599.92	388,801,519.89
	262,107,980.85	388,823,193.17

75

“ ”

76

--	--	--

77

1

	292,030.01	6.63	1,936,386.62
	589,784.00	6.63	3,910,975.66
	54,970.41	6.63	364,519.78


2

78


79

1


1



2



3




4

5


6

2


1



2



3



3

4

5

6

1

1

				100.00%		
				100.00%		
				96.32%		
				100.00%		
				100.00%		
				100.00%		

ExaDigm, Inc			POS	100.00%		

2

		3.68%		

	12,697,307.5	12,366,097.0	12,366,097.0	-3,496,378.22	19,926,794.3	21,353,106.5	21,353,106.5	-78,176.84
	3	6	6		3	8	8	

--	--	--

4

	/	/
	--	--
	--	--
	--	--
	673,882,917.21	75,710,833.32
	--	--
--	-1,827,916.11	642,076.06
--	-1,827,916.11	642,076.06

6

1

	--	--	--	--
	--	--	--	--

2

3

4

5

6

7

8

9

1

--	--	--	--	--	--

2

3

4

5

1

/

--	--	--	--	--	--

/

--	--	--	--

2

/

/

/

/	/	/	/	/	/	/
---	---	---	---	---	---	---

/

/

/	/	/	/	/	/	
---	---	---	---	---	---	--

						/
--	--	--	--	--	--	---

/

3

--	--	--	--

		531,960.00	518,661.00

42

17.2

2008 12 30

17A 17B

17C 17D 886.6

2009 1 1

2011 12 31

80 / /

70,928.00

2009 3 27

2009

2009 4 1

72 / /

63,835.00

2011

2011 10 14

95

/ /

84,227.00

2011 10 1

2011 12 31

2012 3 31

17A 17B 17C 17D

95 / /

2012 1 1

2014 12 31

2012

17A 17C

17D

100 / /

2015 4 1

2017 12 31

17B

100 / /

2015 4 1

2017 12 31

4

--	--	--	--	--

--	--	--	--	--

5

6

--	--	--	--

7

--	--	--

8

6

1

		34,000.00	1,700.00	34,000.00	1,700.00

2

--	--

	15.22	7.585				
2015 7 8			www.cninfo.com.cn			
					2015 7 6	2016 5 9
		145	2,421,360	7.585		
2015 12 29						
2015 12 30			www.cninfo.com.cn			
		9,618,240				
2016 4 18						2014
			2014			
2016 4 20			www.cninfo.com.cn	2014		
	2014				2016 5 9	2017 5 9
		141	4,809,120	7.585		
2016 5 30						2014
				2015	2016 5 20	
	2014				2014	
		7.585	7.535		2014	
			2016-068			
2016 6 14			2014			
	2016-073	2014				
2 2015						
2015 12 2						<
	2015		>	<		2015
		>	<		2015	
				2015		
2015 12 17		2015		<		2015
		>	<		2015	
	>	<		2015		>
		2015				
2016 1 5						
2016 1 22			www.cninfo.com.cn	2015		
	125	6,280,000				
2016 5 30						2015
				2015	2016 5 20	
	2015			2015		
	31.78	31.73		2015		
		2016-069				

5

1

2016 06 30

2

1

2016 6 30

2

3

1

	2016 3 29		
	3,000.00		
	15,000.00		

	<p>3,000.00</p> <p>20% 735.00</p> <p>4.9%</p> <p>(</p> <p>)</p>		
	<p>2016 6 27</p> <p>2016 6 27</p> <p>2.3 “</p> <p>2016 3</p> <p>31</p> <p>*24%</p> <p>8%</p> <p>”</p>		

2

3

4

1 2015 7 20
1,364,000.00

681,739.00

2016 6 30

1

1

--	--	--	--

2

--	--	--

2

3

1

2

4

5

--	--	--	--	--	--	--

1	126,426,988.30	6,321,349.42	5.00%
	126,426,988.30	6,321,349.42	5.00%

--	--	--

3

--	--

--	--	--	--	--	--

4

	1,284,669.36	1,451,252.27
	5,010,885.92	4,568,093.05
	355,692.51	312,636.01
	306,609,851.35	
	313,261,099.14	6,331,981.33

5

		302,841,912.60		96.67%	

6

--	--	--	--	--

7

8

3

	1,334,290,052.13		1,334,290,052.13	871,571,865.25		871,571,865.25
	673,882,917.21		673,882,917.21	75,710,833.32		75,710,833.32
	2,008,172,969.34		2,008,172,969.34	947,282,698.57		947,282,698.57

1

	110,000,000.00			110,000,000.00		
	13,000,000.00			13,000,000.00		
	393,060,000.00			393,060,000.00		
Exadigm, Inc	33,511,865.25			33,511,865.25		
	252,000,000.00			252,000,000.00		
	60,000,000.00			60,000,000.00		
	10,000,000.00	462,718,186.88		472,718,186.88		
	871,571,865.25	462,718,186.88		1,334,290,052.13		

2

	28,461,29			274,001.6						28,735,29	
	1.15			7						2.82	
	47,249,54			-3,557,17						43,692,37	
	2.17			0.01						2.16	

	-1,817,559.95	642,076.06
--	---------------	------------

6

1

	-265,169.01	
	4,562,000.00	
	453,710.96	
	-149,428.83	
	594,663.40	
	15,553.33	
	3,990,896.39	--

1 —

1 —

2

		/	/
	2.68%	0.150	0.150
	2.38%	0.131	0.131

3

1

2

3

4

1. 2016
- 2.